

# 2012 12 Apostles MTB Classic

Series Placings use cumulative time from all races, including bonus and penalty times

69 Riders in Series

## Category Placings

Only Riders who Start all Stages are shown in the Series. Time bonuses are shown for those riders who finished with bonus placings in Stage 2.

			Stage 1 : Childers Cove to Port Campbell 25Km		Stage 2 : Port Campbell Eliminator (only time bonuses shown)		Stage 3 : Port Campbell to 12 Apostles 20Km		Stage 4 : Princeton to Port Campbell 57Km		Stage 5 : Timboon Loop 47Km	
			23 Nov 12		23 Nov 12		24 Nov 12		24 Nov 12		25 Nov 12	
Pl.	Time	Rider	Pl.	Time	Pl.	Time	Pl.	Time	Pl.	Time	Pl.	Time
<b>Open Men : 33 Riders in Category</b>												
1	05:28:11	Jack Haig	3	01:02:14	1	-00:02:00	3	00:41:20	1	02:11:22	1	01:35:15
2	+9:42	Adrian Jackson	1	01:02:11	2	-00:01:45	2	00:41:19	2	02:17:08	2	01:39:00
3	+16:08	Peter Kutschera	2	01:02:13			4	00:41:21	3	02:21:44	3	01:39:01
4	+19:27	Scott Chancellor	9	01:04:23			1	00:41:14	4	02:22:12	10	01:39:49
5	+21:01	Steve Cusworth	6	01:04:03			8	00:41:25	6	02:23:54	12	01:39:50
6	+22:18	Jarrold Moroni	10	01:05:13	9	-00:00:15	13	00:41:52	5	02:23:53	6	01:39:46
7	+22:39	Michael Fitch	4	01:04:01	3	-00:01:30	6	00:41:24	10	02:27:07	8	01:39:48
8	+24:18	Tasman Nankervis	13	01:05:54	9	-00:00:15	11	00:41:28	9	02:25:33	9	01:39:49
9	+31:03	Ashley Hayat	19	01:07:53			14	00:41:53	8	02:23:57	18	01:45:31
10	+31:16	Mark Fenner	5	01:04:02	5	-00:00:45	18	00:41:58	17	02:35:07	4	01:39:05
11	+34:51	Billy Sewell	8	01:04:21	4	-00:01:15	9	00:41:26	19	02:38:40	11	01:39:50
12	+36:29	Craig Findlow	11	01:05:14	9	-00:00:15	20	00:42:10	12	02:32:39	16	01:44:52
13	+37:50	Matt Hand	14	01:05:55			12	00:41:30	20	02:38:44	14	01:39:52
14	+38:44	Jason Lowndes	18	01:07:52	5	-00:00:45	5	00:41:22	18	02:38:39	7	01:39:47
15	+42:09	Jess Carlsson	17	01:07:51			21	00:42:34	16	02:35:00	17	01:44:55
16	+43:27	John Groves	22	01:09:31	9	-00:00:15	16	00:41:54	15	02:34:56	19	01:45:32
17	+46:24	Ricky Smedts	12	01:05:17			17	00:41:56	13	02:32:52	23	01:54:30
18	+51:04	Jarryd Jones	20	01:08:50	9	-00:00:15	15	00:41:54	22	02:43:14	20	01:45:32
19	+56:06	Andrew Bell (Open)	16	01:07:07	9	-00:00:15	23	00:43:51	21	02:40:15	22	01:53:19
20	+57:28	Tristan Ward	15	01:07:06	5	-00:00:45	19	00:41:59	14	02:34:55	28	02:02:24
21	+1:03:21	Luke Aggett	21	01:08:52			27	00:45:20	23	02:44:36	21	01:52:44
22	+1:14:12	Simon Wright	26	01:13:09			25	00:44:59	24	02:49:30	24	01:54:45



# 2012 12 Apostles MTB Classic


Series Placings use cumulative time from all races, including bonus and penalty times

69 Riders in Series

## Category Placings

Only Riders who Start all Stages are shown in the Series.  
Time bonuses are shown for those riders who finished with bonus placings in Stage 2.

			Stage 1 : Childers Cove to Port Campbell 25Km		Stage 2 : Port Campbell Eliminator (only time bonuses shown)		Stage 3 : Port Campbell to 12 Apostles 20Km		Stage 4 : Princeton to Port Campbell 57Km		Stage 5 : Timboon Loop 47Km	
			23 Nov 12		23 Nov 12		24 Nov 12		24 Nov 12		25 Nov 12	
Pl.	Time	Rider	Pl.	Time	Pl.	Time	Pl.	Time	Pl.	Time	Pl.	Time
23	+1:23:37	Todd Baxter	24	01:13:07			26	00:45:00	25	02:55:14	27	01:58:27
24	+1:23:54	Richard Gristede	25	01:13:07			28	00:45:36	27	02:56:13	25	01:57:09
25	+1:29:17	Erdem Ozgul	27	01:13:11			24	00:44:57	26	02:55:18	30	02:04:02
26	+1:31:46	Christopher Fice	29	01:16:16			30	00:48:59	28	02:56:17	26	01:58:25
27	+1:32:08	Liam Jeffries	28	01:13:12	9	-00:00:15	22	00:42:45	31	03:21:37	15	01:43:00
28	+1:55:52	Rohan Baird	7	01:04:20	5	-00:00:45	10	00:41:27	11	02:32:36	DNF	03:06:25
29	+2:19:29	Mathew Wallington	30	01:20:56			32	00:53:13	32	03:21:53	32	02:11:38
30	+2:55:59	Riley Flaherty	23	01:12:44			29	00:45:38	30	03:19:23	DNF	03:06:25
31	+3:54:14	Timothy Jackson	32	01:26:19			36	00:59:04	DNF	04:40:57	34	02:16:05
32	+4:06:58	Daniel Foo	34	01:30:52			35	00:56:10	35	04:20:28	38	02:47:39
33	+4:23:58	Brett Easton	35	01:37:22			38	01:04:24	34	04:13:58	39	02:56:25



# 2012 12 Apostles MTB Classic

Series Placings use cumulative time from all races, including bonus and penalty times

69 Riders in Series

## Category Placings

Only Riders who Start all Stages are shown in the Series.  
Time bonuses are shown for those riders who finished with bonus placings in Stage 2.

			Stage 1 : Childers Cove to Port Campbell 25Km		Stage 2 : Port Campbell Eliminator (only time bonuses shown)		Stage 3 : Port Campbell to 12 Apostles 20Km		Stage 4 : Princeton to Port Campbell 57Km		Stage 5 : Timboon Loop 47Km	
			23 Nov 12		23 Nov 12		24 Nov 12		24 Nov 12		25 Nov 12	
Pl.	Time	Rider	Pl.	Time	Pl.	Time	Pl.	Time	Pl.	Time	Pl.	Time

## Open Women : 10 Riders in Category

1	06:12:41	Peta Mullens	1	01:07:55	1	-00:01:30	1	00:42:07	1	02:35:05	1	01:49:04
2	+34:02	Mel Anset	4	01:13:21	5	-00:00:15	5	00:46:01	3	02:54:19	2	01:53:17
3	+35:21	Katherine O'Shea	2	01:13:08	3	-00:01:00	3	00:45:39	5	02:56:15	3	01:54:00
4	+39:23	Anne Symes	5	01:17:35	5	-00:00:15	4	00:45:41	4	02:54:20	4	01:54:43
5	+1:23:04	April McDonough	7	01:21:25	5	-00:00:15	9	00:51:22	7	03:13:12	8	02:10:01
6	+1:26:21	Sarah Holmes	6	01:19:16	5	-00:00:15	7	00:50:24	9	03:27:14	6	02:02:23
7	+1:29:01	Emily Parkes	8	01:22:03	4	-00:00:45	8	00:50:25	8	03:27:14	7	02:02:45
8	+1:31:26	Bec Henderson	3	01:13:10	2	-00:01:15	2	00:45:01	2	02:49:32	DNF	02:57:39
9	+2:32:05	Aleisha Bald	9	01:30:54			10	01:03:47	10	03:46:44	9	02:23:21
10	+3:57:38	Shirley Teo	10	01:40:07			11	01:03:50	11	04:44:27	10	02:41:55



# 2012 12 Apostles MTB Classic


Series Placings use cumulative time from all races, including bonus and penalty times

69 Riders in Series

## Category Placings

Only Riders who Start all Stages are shown in the Series.  
Time bonuses are shown for those riders who finished with bonus placings in Stage 2.

			Stage 1 : Childers Cove to Port Campbell 25Km		Stage 2 : Port Campbell Eliminator (only time bonuses shown)		Stage 3 : Port Campbell to 12 Apostles 20Km		Stage 4 : Princeton to Port Campbell 57Km		Stage 5 : Timboon Loop 47Km	
			23 Nov 12		23 Nov 12		24 Nov 12		24 Nov 12		25 Nov 12	
Pl.	Time	Rider	Pl.	Time	Pl.	Time	Pl.	Time	Pl.	Time	Pl.	Time
<b>Masters Men : 23 Riders in Category</b>												
1	06:28:23	David Olle	1	01:09:32			1	00:44:56	1	02:43:15	2	01:50:40
2	+4:09	Martin Taube	4	01:13:08			2	00:44:58	2	02:44:37	1	01:49:49
3	+17:14	Stephen Pickles	3	01:13:08			4	00:45:43	3	02:49:34	4	01:57:12
4	+18:19	Fraser Morrison	2	01:10:53			3	00:45:22	4	02:56:27	3	01:54:00
5	+45:32	Peter Farmer	7	01:16:52			6	00:48:21	5	03:07:03	5	02:01:39
6	+47:12	Anthony Hose	5	01:13:16	9	-00:00:15	9	00:49:24	8	03:11:19	7	02:01:51
7	+57:02	Evan Sheppard	8	01:17:31			8	00:49:23	11	03:16:50	6	02:01:41
8	+59:40	Scott Thompson	9	01:19:20			7	00:49:00	10	03:14:13	10	02:05:30
9	+1:00:37	Andrew Bell	12	01:20:55			13	00:51:29	6	03:11:17	9	02:05:19
9	+1:00:37	Ian Biddell	10	01:19:21			11	00:51:24	9	03:13:08	8	02:05:07
11	+1:05:55	Daniel Smith	11	01:20:54			10	00:51:20	7	03:11:18	11	02:10:46
12	+1:27:11	Franco Cavalieri	14	01:23:03			16	00:53:11	13	03:27:40	12	02:11:40
13	+1:40:10	Harry Brown	15	01:24:02			19	00:54:55	15	03:32:18	16	02:17:18
14	+1:42:38	Alan Flaherty	13	01:20:59			14	00:52:36	21	03:43:04	13	02:14:22
15	+1:42:54	Damion Reeves	18	01:25:21			15	00:52:39	16	03:37:55	14	02:15:22
16	+1:49:48	Gavin Klingner	17	01:24:51			23	00:58:57	14	03:32:05	20	02:22:18
17	+1:57:06	Stephen Possingham	16	01:24:09			21	00:55:44	22	03:46:44	18	02:18:52
18	+1:59:09	Nicholas Hughes	19	01:26:23			20	00:55:35	19	03:40:26	22	02:25:08
19	+2:03:06	Neal Collins	21	01:34:01			18	00:54:43	18	03:40:25	21	02:22:20
20	+2:12:06	Bill Vandendool	20	01:33:45			22	00:57:58	23	03:46:57	19	02:21:49
21	+2:35:38	Graeme Wines	22	01:37:25			25	01:03:37	24	03:51:58	23	02:31:01
22	+2:56:45	Brett Harrison	24	01:43:26			26	01:03:39	25	04:03:56	24	02:34:07



# 2012 12 Apostles MTB Classic


Series Placings use cumulative time from all races, including bonus and penalty times

69 Riders in Series

## Category Placings

Only Riders who Start all Stages are shown in the Series.  
Time bonuses are shown for those riders who finished with bonus placings in Stage 2.

			Stage 1 : Childers Cove to Port Campbell 25Km		Stage 2 : Port Campbell Eliminator (only time bonuses shown)		Stage 3 : Port Campbell to 12 Apostles 20Km		Stage 4 : Princeton to Port Campbell 57Km		Stage 5 : Timboon Loop 47Km	
			23 Nov 12		23 Nov 12		24 Nov 12		24 Nov 12		25 Nov 12	
Pl.	Time	Rider	Pl.	Time	Pl.	Time	Pl.	Time	Pl.	Time	Pl.	Time
23	+3:12:53	Gary Rodgers	23	01:43:22			27	01:06:20	26	04:08:59	26	02:42:35



# 2012 12 Apostles MTB Classic

Series Placings use cumulative time from all races, including bonus and penalty times

**69 Riders in Series**

## Category Placings

Only Riders who Start all Stages are shown in the Series.  
Time bonuses are shown for those riders who finished with bonus placings in Stage 2.

			Stage 1 : Childers Cove to Port Campbell 25Km		Stage 2 : Port Campbell Eliminator (only time bonuses shown)		Stage 3 : Port Campbell to 12 Apostles 20Km		Stage 4 : Princeton to Port Campbell 57Km		Stage 5 : Timboon Loop 47Km	
			23 Nov 12		23 Nov 12		24 Nov 12		24 Nov 12		25 Nov 12	
Pl.	Time	Rider	Pl.	Time	Pl.	Time	Pl.	Time	Pl.	Time	Pl.	Time
<b>Masters Women : 3 Riders in Category</b>												
1	08:10:54	Carolyn Jackson	1	01:25:03			1	00:57:57	1	03:28:40	1	02:19:14
2	+1:32:52	Debbie Rodgers	3	01:43:24			2	01:06:25	2	04:10:04	2	02:43:53
3	+1:58:18	Kay Haarsma	2	01:40:50			3	01:10:59	3	04:18:32	3	02:58:51