






# Male U23

## Recent 12 Laps

Place	O'All	Laps	Time	Lap #	Time	Spd	Rider #	Rider Name	Age
1	4	11	6:34:49		11	38:28	17.25	8 Mark Tupalski	22
					10	38:35	17.20	8 Mark Tupalski	22
					9	35:48	18.54	8 Mark Tupalski	22
					8	34:57	18.99	8 Mark Tupalski	22
					7	35:49	18.53	8 Mark Tupalski	22
					6	35:51	18.51	8 Mark Tupalski	22
					5	35:19	18.79	8 Mark Tupalski	22
					4	35:15	18.83	8 Mark Tupalski	22
					3	35:41	18.60	8 Mark Tupalski	22
					2	34:32	19.22	8 Mark Tupalski	22
					1	34:34	19.20	8 Mark Tupalski	22


2	25	9	6:44:33		9	54:53	12.09	15 Andrew Clark	22
					8	49:32	13.40	15 Andrew Clark	22
					7	47:22	14.01	15 Andrew Clark	22
					6	43:55	15.11	15 Andrew Clark	22
					5	44:54	14.78	15 Andrew Clark	22
					4	43:34	15.23	15 Andrew Clark	22
					3	41:05	16.15	15 Andrew Clark	22
					2	39:49	16.67	15 Andrew Clark	22
					1	39:29	16.81	15 Andrew Clark	22

3	42	8	6:55:26		8	1:17:48	8.53	45 James Ross	18
					7	58:29	11.35	45 James Ross	18
					6	53:02	12.51	45 James Ross	18
					5	48:17	13.74	45 James Ross	18
					4	47:45	13.90	45 James Ross	18
					3	45:34	14.56	45 James Ross	18
					2	42:30	15.61	45 James Ross	18
					1	42:01	15.79	45 James Ross	18



# Female U23


## Recent 12 Laps

Place	O'All	Laps	Time	Lap #	Time	Spd	Rider #	Rider Name	Age	
1	6	8	6:33:35		8	51:17	12.94	107	Ronja Hill-Wright SS	21
					7	52:45	12.58	107	Ronja Hill-Wright SS	21
					6	56:43	11.70	107	Ronja Hill-Wright SS	21
					5	51:41	12.84	107	Ronja Hill-Wright SS	21
					4	45:32	14.57	107	Ronja Hill-Wright SS	21
					3	44:53	14.78	107	Ronja Hill-Wright SS	21
					2	43:51	15.13	107	Ronja Hill-Wright SS	21
					1	46:53	14.15	107	Ronja Hill-Wright SS	21
Ronja Hill-Wright SS										




Male 23\_29


Recent 12 Laps

Place	O'All	Laps	Time	Lap #	Time	Spd	Rider #	Rider Name	Age	
1	3	11	6:30:31		11	37:54	17.51	4	Edward McDonald	24
					10	37:17	17.80	4	Edward McDonald	24
					9	35:47	18.54	4	Edward McDonald	24
					8	35:03	18.93	4	Edward McDonald	24
					7	34:56	19.00	4	Edward McDonald	24
					6	35:42	18.59	4	Edward McDonald	24
					5	35:08	18.89	4	Edward McDonald	24
					4	33:54	19.58	4	Edward McDonald	24
					3	35:45	18.56	4	Edward McDonald	24
					2	34:56	19.00	4	Edward McDonald	24
					1	34:09	19.43	4	Edward McDonald	24


Edward McDonald

2	7	10	6:26:10		10	44:34	14.89	10	Sam Chancellor	26
					9	47:11	14.06	10	Sam Chancellor	26
					8	44:10	15.02	10	Sam Chancellor	26
					7	41:03	16.17	10	Sam Chancellor	26
					6	36:26	18.21	10	Sam Chancellor	26
					5	34:30	19.23	10	Sam Chancellor	26
					4	33:23	19.88	10	Sam Chancellor	26
					3	35:46	18.55	10	Sam Chancellor	26
					2	34:26	19.27	10	Sam Chancellor	26
					1	34:41	19.13	10	Sam Chancellor	26


Sam Chancellor


3	11	10	6:46:05		10	39:21	16.86	56	Scott Chancellor	23
					9	38:21	17.30	56	Scott Chancellor	23
					8	38:10	17.39	56	Scott Chancellor	23
					7	46:57	14.13	56	Scott Chancellor	23
					6	43:13	15.36	56	Scott Chancellor	23
					5	35:55	18.48	56	Scott Chancellor	23
					4	35:33	18.67	56	Scott Chancellor	23
					3	37:28	17.71	56	Scott Chancellor	23
					2	42:31	15.61	56	Scott Chancellor	23
					1	48:36	13.65	56	Scott Chancellor	23

Scott Chancellor

4	38	8	6:38:07		8	54:38	12.15	34	Alistair Gribble SS	28
					7	54:34	12.16	34	Alistair Gribble SS	28
					6	49:25	13.43	34	Alistair Gribble SS	28
					5	49:42	13.35	34	Alistair Gribble SS	28
					4	48:26	13.70	34	Alistair Gribble SS	28
					3	48:19	13.73	34	Alistair Gribble SS	28
					2	46:57	14.13	34	Alistair Gribble SS	28
					1	46:06	14.39	34	Alistair Gribble SS	28

Alistair Gribble SS

Place	O'All	Laps	Time	Lap #	Time	Spd	Rider #	Rider Name	Age	
5	50	7	6:16:35		7	1:02:24	10.63	38	Justin Frith	24
					6	54:27	12.19	38	Justin Frith	24
					5	56:25	11.76	38	Justin Frith	24
					4	57:50	11.47	38	Justin Frith	24
					3	51:18	12.94	38	Justin Frith	24
					2	47:44	13.90	38	Justin Frith	24
					1	46:27	14.29	38	Justin Frith	24
Justin Frith										

<div> <div>6</div> <div>51</div> <div>Jason Harrod</div> </div>	<div> <div>7</div> <div>6:23:29</div> <div></div> </div>	7	1:07:18	9.86	6	Jason Harrod	24
		6	1:00:29	10.97	6	Jason Harrod	24
		5	57:31	11.54	6	Jason Harrod	24
		4	52:50	12.56	6	Jason Harrod	24
		3	50:33	13.13	6	Jason Harrod	24
		2	48:24	13.71	6	Jason Harrod	24
		1	46:24	14.30	6	Jason Harrod	24

[illegible]



## Age



8	1:03:36	10.43	105	Bethany Thompson	27
7	54:22	12.21	105	Bethany Thompson	27
6	52:45	12.58	105	Bethany Thompson	27
5	49:57	13.29	105	Bethany Thompson	27
4	49:10	13.50	105	Bethany Thompson	27
3	49:00	13.54	105	Bethany Thompson	27
2	46:56	14.14	105	Bethany Thompson	27
1	49:35	13.38	105	Bethany Thompson	27

Place

O'All

1

Laps

11

Time

6:26:19

Lap #

11

Time

36:35

Spd

18.14

Rider #

1

Rider Name


Jason English

Age

32

1

Jason English



11	36:35	18.14	1	Jason English	32
10	36:22	18.25	1	Jason English	32
9	34:07	19.45	1	Jason English	32
8	34:53	19.02	1	Jason English	32
7	34:44	19.11	1	Jason English	32
6	35:42	18.59	1	Jason English	32
5	35:13	18.84	1	Jason English	32
4	33:51	19.60	1	Jason English	32
3	35:44	18.57	1	Jason English	32
2	34:32	19.22	1	Jason English	32
1	34:36	19.18	1	Jason English	32


<div>2</div> <div>Andrew Hall</div>	11	39:29	16.81	2	Andrew Hall	34
	10	39:50	16.66	2	Andrew Hall	34
	9	37:57	17.49	2	Andrew Hall	34
	8	38:32	17.22	2	Andrew Hall	34
	7	37:22	17.76	2	Andrew Hall	34
	6	37:20	17.78	2	Andrew Hall	34
	5	36:57	17.96	2	Andrew Hall	34
	4	37:05	17.89	2	Andrew Hall	34
	3	36:22	18.25	2	Andrew Hall	34
	2	34:57	18.99	2	Andrew Hall	34
	1	34:38	19.16	2	Andrew Hall	34

3

8

10

6:26:28



Matt Hand


10	41:50	15.86	35	Matt Hand	33
9	43:53	15.12	35	Matt Hand	33
8	40:01	16.58	35	Matt Hand	33
7	38:50	17.09	35	Matt Hand	33
6	38:31	17.23	35	Matt Hand	33
5	37:31	17.69	35	Matt Hand	33
4	36:43	18.07	35	Matt Hand	33
3	36:28	18.20	35	Matt Hand	33
2	36:14	18.31	35	Matt Hand	33
1	36:27	18.21	35	Matt Hand	33

[illegible]




Male 30\_34

Recent 12 Laps

Place	O'All	Laps	Time	Lap #	Time	Spd	Rider #	Rider Name	Age	
5	12	10	6:48:22		10	43:58	15.09	43	Phillip Banks SS	34
					9	44:48	14.81	43	Phillip Banks SS	34
					8	41:24	16.03	43	Phillip Banks SS	34
					7	43:03	15.41	43	Phillip Banks SS	34
					6	42:17	15.69	43	Phillip Banks SS	34
					5	40:31	16.38	43	Phillip Banks SS	34
					4	38:41	17.15	43	Phillip Banks SS	34
					3	37:42	17.60	43	Phillip Banks SS	34
					2	37:53	17.52	43	Phillip Banks SS	34
					1	38:05	17.42	43	Phillip Banks SS	34
Phillip Banks SS										

<div>6</div> <div>14</div> <div>Ben Hallowell SS</div>	9	45:19	14.64	505	Ben Hallowell SS	31
	8	51:08	12.98	505	Ben Hallowell SS	31
	7	41:59	15.81	505	Ben Hallowell SS	31
	6	40:05	16.56	505	Ben Hallowell SS	31
	5	39:40	16.73	505	Ben Hallowell SS	31
	4	39:46	16.69	505	Ben Hallowell SS	31
	3	38:35	17.20	505	Ben Hallowell SS	31
	2	37:48	17.56	505	Ben Hallowell SS	31
	1	37:29	17.70	505	Ben Hallowell SS	31

7	15	9	6:17:13		9	46:09	14.38	50	Nathan Versey	30
					8	44:40	14.86	50	Nathan Versey	30
					7	43:53	15.12	50	Nathan Versey	30
					6	42:18	15.69	50	Nathan Versey	30
					5	40:54	16.22	50	Nathan Versey	30
					4	41:14	16.09	50	Nathan Versey	30
					3	40:19	16.46	50	Nathan Versey	30
					2	39:19	16.88	50	Nathan Versey	30
					1	38:27	17.26	50	Nathan Versey	30

8

19


9

6:26:57

Thule-Trailmix (Jacky Boisset)

9	48:41	13.63	12	Jacky Boisset	32
8	42:34	15.59	12	Jacky Boisset	32
7	42:49	15.50	12	Jacky Boisset	32
6	42:02	15.79	12	Jacky Boisset	32
5	42:24	15.65	12	Jacky Boisset	32
4	42:04	15.77	12	Jacky Boisset	32
3	42:43	15.53	12	Jacky Boisset	32
2	42:05	15.77	12	Jacky Boisset	32
1	41:35	15.96	12	Jacky Boisset	32

**Male 30\_34****Recent 12 Laps**

Place	O'All	Laps	Time	Lap #	Time	Spd	Rider #	Rider Name	Age	
9	20	9	6:27:11		9	46:34	14.25	20	Robert Davis	31
					8	44:38	14.87	20	Robert Davis	31
					7	44:34	14.89	20	Robert Davis	31
					6	43:26	15.28	20	Robert Davis	31
					5	41:56	15.83	20	Robert Davis	31
					4	42:04	15.77	20	Robert Davis	31
					3	41:30	15.99	20	Robert Davis	31
					2	40:30	16.39	20	Robert Davis	31
					1	41:59	15.81	20	Robert Davis	31
Robert Davis										

**Robert Davis**

10

23

David Coyles SS

9

6:34:41



9	44:39	14.86	51	David Coyles SS	33
8	45:08	14.70	51	David Coyles SS	33
7	49:09	13.50	51	David Coyles SS	33
6	47:36	13.94	51	David Coyles SS	33
5	51:49	12.81	51	David Coyles SS	33
4	41:13	16.10	51	David Coyles SS	33
3	39:53	16.64	51	David Coyles SS	33
2	37:47	17.56	51	David Coyles SS	33
1	37:27	17.72	51	David Coyles SS	33

**David Coyles SS**


11

40

Cameron Dalton

8

6:47:35



8	1:07:56	9.77	39	Cameron Dalton	33
7	51:25	12.91	39	Cameron Dalton	33
6	55:40	11.92	39	Cameron Dalton	33
5	51:14	12.95	39	Cameron Dalton	33
4	47:36	13.94	39	Cameron Dalton	33
3	45:03	14.73	39	Cameron Dalton	33
2	44:59	14.75	39	Cameron Dalton	33
1	43:42	15.19	39	Cameron Dalton	33


**Cameron Dalton**

12

44

8

6:55:58



Andrew Kingston SS

8	1:14:24	8.92	44	Andrew Kingston SS	34
7	51:23	12.91	44	Andrew Kingston SS	34
6	55:09	12.03	44	Andrew Kingston SS	34
5	49:44	13.34	44	Andrew Kingston SS	34
4	50:55	13.03	44	Andrew Kingston SS	34
3	44:45	14.83	44	Andrew Kingston SS	34
2	46:16	14.34	44	Andrew Kingston SS	34
1	43:22	15.30	44	Andrew Kingston SS	34


**Andrew Kingston SS**





Male 30\_34

Recent 12 Laps

Place	O'All	Laps	Time	Lap #	Time	Spd	Rider #	Rider Name	Age	
13	48	7	5:55:49		7	54:57	12.08	24	Nathan Schubert	33
					6	52:10	12.72	24	Nathan Schubert	33
					5	56:09	11.82	24	Nathan Schubert	33
					4	50:30	13.14	24	Nathan Schubert	33
					3	47:51	13.87	24	Nathan Schubert	33
					2	47:43	13.91	24	Nathan Schubert	33
					1	46:29	14.28	24	Nathan Schubert	33

14

52

Angus Mckay

7

6:25:42



7	1:14:41	8.89	28	Angus Mckay	33
6	53:31	12.40	28	Angus Mckay	33
5	1:03:47	10.40	28	Angus Mckay	33
4	51:20	12.93	28	Angus Mckay	33
3	48:31	13.68	28	Angus Mckay	33
2	47:17	14.03	28	Angus Mckay	33
1	46:35	14.25	28	Angus Mckay	33



<div> <div>4</div> <div>10</div> </div> <div> <div>Gwynn Le Maitre</div> </div>	7	55:42	11.91	108	Gwynn Le Maitre	31
	6	1:07:51	9.78	108	Gwynn Le Maitre	31
	5	51:13	12.96	108	Gwynn Le Maitre	31
	4	58:43	11.30	108	Gwynn Le Maitre	31
	3	50:01	13.27	108	Gwynn Le Maitre	31
	2	47:51	13.87	108	Gwynn Le Maitre	31
	1	48:57	13.56	108	Gwynn Le Maitre	31



Male 35\_39

Recent 12 Laps


Place	O'All	Laps	Time	Lap #	Time	Spd	Rider #	Rider Name	Age
1	2	11	6:28:03		11	36:44	18.07	5 Stuart Brown	38
					10	36:36	18.13	5 Stuart Brown	38
					9	35:30	18.69	5 Stuart Brown	38
					8	34:54	19.01	5 Stuart Brown	38
					7	34:43	19.11	5 Stuart Brown	38
					6	35:42	18.59	5 Stuart Brown	38
					5	35:09	18.88	5 Stuart Brown	38
					4	33:56	19.56	5 Stuart Brown	38
					3	35:40	18.61	5 Stuart Brown	38
					2	34:29	19.24	5 Stuart Brown	38
					1	34:40	19.14	5 Stuart Brown	38

2	6	10	6:20:27		10	42:09	15.74	3 Brett Bellchambers SS	39
					9	39:09	16.95	3 Brett Bellchambers SS	39
					8	38:40	17.16	3 Brett Bellchambers SS	39
					7	38:57	17.04	3 Brett Bellchambers SS	39
					6	38:52	17.07	3 Brett Bellchambers SS	39
					5	38:20	17.31	3 Brett Bellchambers SS	39
					4	37:03	17.91	3 Brett Bellchambers SS	39
					3	36:36	18.13	3 Brett Bellchambers SS	39
					2	35:55	18.48	3 Brett Bellchambers SS	39
					1	34:46	19.09	3 Brett Bellchambers SS	39
Brett Bellchambers SS									

3	21	9	6:28:37		9	43:15	15.34	31 David Speering SS	38
					8	42:58	15.44	31 David Speering SS	38
					7	45:25	14.61	31 David Speering SS	38
					6	42:37	15.57	31 David Speering SS	38
					5	42:35	15.58	31 David Speering SS	38
					4	43:08	15.38	31 David Speering SS	38
					3	43:54	15.12	31 David Speering SS	38
					2	42:48	15.50	31 David Speering SS	38
					1	41:57	15.82	31 David Speering SS	38
David Speering SS									

4	22	9	6:30:44		9	46:08	14.38	46 Aaron Thomson	35
					8	45:23	14.62	46 Aaron Thomson	35
					7	42:59	15.44	46 Aaron Thomson	35
					6	40:33	16.36	46 Aaron Thomson	35
					5	42:23	15.66	46 Aaron Thomson	35
					4	42:47	15.51	46 Aaron Thomson	35
					3	43:29	15.26	46 Aaron Thomson	35
					2	44:06	15.05	46 Aaron Thomson	35
					1	42:56	15.46	46 Aaron Thomson	35
Aaron Thomson									


**Male 35\_39****Recent 12 Laps**

Place	O'All	Laps	Time	Lap #	Time	Spd	Rider #	Rider Name	Age	
5	27	9	6:49:16		9	53:05	12.50	17	Chris Schofield	36
					8	48:34	13.66	17	Chris Schofield	36
					7	47:35	13.95	17	Chris Schofield	36
					6	44:44	14.83	17	Chris Schofield	36
					5	44:51	14.80	17	Chris Schofield	36
					4	44:13	15.01	17	Chris Schofield	36
					3	41:45	15.89	17	Chris Schofield	36
					2	42:24	15.65	17	Chris Schofield	36
					1	42:05	15.77	17	Chris Schofield	36
Chris Schofield										

**Chris Schofield**

<div><div>6</div><div>32</div><div>Phil White SS</div></div>	8	1:11:10	9.32	26	Phil White SS	39
	7	46:53	14.15	26	Phil White SS	39
	6	46:26	14.29	26	Phil White SS	39
	5	45:15	14.67	26	Phil White SS	39
	4	45:27	14.60	26	Phil White SS	39
	3	41:09	16.13	26	Phil White SS	39
	2	39:44	16.70	26	Phil White SS	39
	1	41:53	15.84	26	Phil White SS	39

**Phil White SS**

<div>7</div> <div>34</div> <div>Rod Gisik</div>	<div>8</div> <div>6:18:27</div> <div></div>	8	56:03	11.84	42	Rod Gisik	38
		7	49:43	13.35	42	Rod Gisik	38
		6	48:31	13.68	42	Rod Gisik	38
		5	46:56	14.14	42	Rod Gisik	38
		4	44:00	15.08	42	Rod Gisik	38
		3	44:27	14.93	42	Rod Gisik	38
		2	45:01	14.74	42	Rod Gisik	38
		1	43:46	15.16	42	Rod Gisik	38


**Rod Gisik**

8

35

8

6:19:20




Mark Astley

8	53:30	12.40	16	Mark Astley	37
7	54:29	12.18	16	Mark Astley	37
6	50:31	13.14	16	Mark Astley	37
5	48:10	13.78	16	Mark Astley	37
4	44:54	14.78	16	Mark Astley	37
3	42:31	15.61	16	Mark Astley	37
2	43:11	15.37	16	Mark Astley	37
1	42:04	15.77	16	Mark Astley	37

**Mark Astley**

**Male 35\_39****Recent 12 Laps**

Place	O'All	Laps	Time	Lap #	Time	Spd	Rider #	Rider Name	Age	
9	39	8	6:47:04		8	1:27:33	7.58	40	Kieran Laughton	36
					7	49:10	13.50	40	Kieran Laughton	36
					6	46:13	14.36	40	Kieran Laughton	36
					5	46:27	14.29	40	Kieran Laughton	36
					4	44:10	15.02	40	Kieran Laughton	36
					3	44:46	14.82	40	Kieran Laughton	36
					2	45:00	14.75	40	Kieran Laughton	36
					1	43:45	15.17	40	Kieran Laughton	36
Kieran Laughton										


**Kieran Laughton**

10

45

Sydney Eco-Cabs (Sam Warmington SS)

86:58:54



8	58:45	11.30	9	Sam Warmington SS	36
7	57:32	11.53	9	Sam Warmington SS	36
6	51:05	12.99	9	Sam Warmington SS	36
5	53:03	12.51	9	Sam Warmington SS	36
4	55:32	11.95	9	Sam Warmington SS	36
3	49:48	13.33	9	Sam Warmington SS	36
2	47:53	13.86	9	Sam Warmington SS	36
1	45:16	14.66	9	Sam Warmington SS	36

**Sydney Eco-Cabs (Sam Warmington SS)**

11

46

Michael Sutinen

87:00:52



8	57:25	11.56	47	Michael Sutinen	37
7	1:13:52	8.98	47	Michael Sutinen	37
6	46:29	14.28	47	Michael Sutinen	37
5	48:19	13.73	47	Michael Sutinen	37
4	50:47	13.07	47	Michael Sutinen	37
3	48:15	13.75	47	Michael Sutinen	37
2	49:26	13.42	47	Michael Sutinen	37
1	46:19	14.33	47	Michael Sutinen	37

**Michael Sutinen**


12

57

Martin Handley

6

4:14:44




6	1:00:00	11.06	29	Martin Handley	39
5	42:27	15.63	29	Martin Handley	39
4	39:38	16.74	29	Martin Handley	39
3	39:31	16.79	29	Martin Handley	39
2	36:55	17.98	29	Martin Handley	39
1	36:13	18.32	29	Martin Handley	39

**Martin Handley**



Male 35\_39


Recent 12 Laps

Place	O'All	Laps	Time	Lap #	Time	Spd	Rider #	Rider Name	Age		
13	59	4	6:20:41		4	1:41:44	6.52	22	Timothy Stubenrauch	36	
					3	1:38:49	6.72	22	Timothy Stubenrauch	36	
					2	1:40:19	6.62	22	Timothy Stubenrauch	36	
					1	1:19:49	8.31	22	Timothy Stubenrauch	36	
Timothy Stubenrauch											



## Female 35\_39

Recent 12 Laps


Place	O'All	Laps	Time	Lap #	Time	Spd	Rider #	Rider Name	Age	
1	2	9	6:50:32		9	48:58	13.55	101	Bec Parkes SS	38
					8	47:18	14.03	101	Bec Parkes SS	38
					7	45:09	14.70	101	Bec Parkes SS	38
					6	47:28	13.98	101	Bec Parkes SS	38
					5	46:06	14.39	101	Bec Parkes SS	38
					4	44:00	15.08	101	Bec Parkes SS	38
					3	43:43	15.18	101	Bec Parkes SS	38
					2	42:44	15.53	101	Bec Parkes SS	38
					1	45:06	14.71	101	Bec Parkes SS	38
Bec Parkes SS										

2

4

9

6:57:19




Felicity Wardlaw

9	48:08	13.79	104	Felicity Wardlaw	35
8	45:28	14.60	104	Felicity Wardlaw	35
7	47:20	14.02	104	Felicity Wardlaw	35
6	45:32	14.57	104	Felicity Wardlaw	35
5	46:13	14.36	104	Felicity Wardlaw	35
4	45:46	14.50	104	Felicity Wardlaw	35
3	45:46	14.50	104	Felicity Wardlaw	35
2	44:17	14.99	104	Felicity Wardlaw	35
1	48:49	13.59	104	Felicity Wardlaw	35




Male 40\_44


Recent 12 Laps

Place	O'All	Laps	Time	Lap #	Time	Spd	Rider #	Rider Name	Age
<b>1</b>	<b>9</b>	<b>10</b>	<b>6:35:35</b>		10	43:30	15.26	23 Deon Revet SS	42
					9	43:56	15.10	23 Deon Revet SS	42
					8	41:04	16.16	23 Deon Revet SS	42
					7	41:04	16.16	23 Deon Revet SS	42
					6	40:46	16.28	23 Deon Revet SS	42
					5	39:39	16.74	23 Deon Revet SS	42
					4	37:21	17.77	23 Deon Revet SS	42
					3	37:08	17.87	23 Deon Revet SS	42
					2	36:06	18.38	23 Deon Revet SS	42
					1	35:01	18.95	23 Deon Revet SS	42


Deon Revet SS

<b>2</b>	<b>17</b>	<b>9</b>	<b>6:20:56</b>		9	51:24	12.91	18 Phil Welch	43
					8	44:30	14.91	18 Phil Welch	43
					7	42:07	15.76	18 Phil Welch	43
					6	41:48	15.88	18 Phil Welch	43
					5	40:33	16.36	18 Phil Welch	43
					4	41:02	16.17	18 Phil Welch	43
					3	39:55	16.62	18 Phil Welch	43
					2	39:41	16.72	18 Phil Welch	43
					1	39:56	16.62	18 Phil Welch	43

Project 63 (Phil Welch)

<b>3</b>	<b>18</b>	<b>9</b>	<b>6:21:03</b>		9	44:29	14.92	30 Michael Norman	44
					8	44:47	14.82	30 Michael Norman	44
					7	45:43	14.52	30 Michael Norman	44
					6	41:58	15.81	30 Michael Norman	44
					5	42:15	15.71	30 Michael Norman	44
					4	40:48	16.26	30 Michael Norman	44
					3	40:24	16.43	30 Michael Norman	44
					2	39:54	16.63	30 Michael Norman	44
					1	40:45	16.28	30 Michael Norman	44

Michael Norman

<b>4</b>	<b>24</b>	<b>9</b>	<b>6:43:17</b>		9	48:44	13.62	21 Arran Pearson	40
					8	50:46	13.07	21 Arran Pearson	40
					7	44:39	14.86	21 Arran Pearson	40
					6	42:57	15.45	21 Arran Pearson	40
					5	45:35	14.56	21 Arran Pearson	40
					4	42:50	15.49	21 Arran Pearson	40
					3	42:08	15.75	21 Arran Pearson	40
					2	42:56	15.46	21 Arran Pearson	40
					1	42:42	15.54	21 Arran Pearson	40


Arran Pearson





Male 40\_44

Recent 12 Laps

Place	O'All	Laps	Time	Lap #	Time	Spd	Rider #	Rider Name	Age	
5	29	9	6:51:30		9	1:05:37	10.11	48	Clayton Locke	44
					8	46:36	14.24	48	Clayton Locke	44
					7	44:15	15.00	48	Clayton Locke	44
					6	44:38	14.87	48	Clayton Locke	44
					5	44:28	14.92	48	Clayton Locke	44
					4	42:04	15.77	48	Clayton Locke	44
					3	41:31	15.98	48	Clayton Locke	44
					2	40:42	16.30	48	Clayton Locke	44
					1	41:39	15.93	48	Clayton Locke	44
Clayton Locke										


6

36

Matthew Nash

8

6:20:43



8	1:04:14	10.33	53	Matthew Nash	41
7	48:40	13.64	53	Matthew Nash	41
6	54:49	12.11	53	Matthew Nash	41
5	45:08	14.70	53	Matthew Nash	41
4	42:59	15.44	53	Matthew Nash	41
3	42:07	15.76	53	Matthew Nash	41
2	41:08	16.13	53	Matthew Nash	41
1	41:38	15.94	53	Matthew Nash	41


7

37


Chris Millman

8

6:26:31



8	50:44	13.08	502	Chris Millman	43
7	49:01	13.54	502	Chris Millman	43
6	50:25	13.16	502	Chris Millman	43
5	51:46	12.82	502	Chris Millman	43
4	48:08	13.79	502	Chris Millman	43
3	47:18	14.03	502	Chris Millman	43
2	45:57	14.44	502	Chris Millman	43
1	43:12	15.36	502	Chris Millman	43

<div>8</div> <div>43</div> <div>Chris Becvarik SS</div>	<div>8</div> <div>6:55:56</div> <div></div>	8	1:14:24	8.92	14	Chris Becvarik SS	42
		7	51:24	12.91	14	Chris Becvarik SS	42
		6	55:09	12.03	14	Chris Becvarik SS	42
		5	49:43	13.35	14	Chris Becvarik SS	42
		4	50:45	13.08	14	Chris Becvarik SS	42
		3	44:55	14.77	14	Chris Becvarik SS	42
		2	46:15	14.35	14	Chris Becvarik SS	42
		1	43:21	15.31	14	Chris Becvarik SS	42



Male 40\_44

Recent 12 Laps

Place	O'All	Laps	Time	Lap #	Time	Spd	Rider #	Rider Name	Age
9	47	7	5:52:56	7	56:22	11.77	32	Ivan Chan	44
				6	51:25	12.91	32	Ivan Chan	44
				5	52:00	12.76	32	Ivan Chan	44
				4	49:49	13.32	32	Ivan Chan	44
				3	49:02	13.53	32	Ivan Chan	44
				2	47:46	13.89	32	Ivan Chan	44
				1	46:32	14.26	32	Ivan Chan	44
Project 63 (Ivan Chan)									


10	49	7	6:06:32	7	1:15:22	8.80	49	Corey Werfel	41
				6	47:12	14.06	49	Corey Werfel	41
				5	51:20	12.93	49	Corey Werfel	41
				4	56:01	11.85	49	Corey Werfel	41
				3	46:30	14.27	49	Corey Werfel	41
				2	45:56	14.45	49	Corey Werfel	41
				1	44:11	15.02	49	Corey Werfel	41
Corey Werfel									

11	53	7	6:34:02	7	57:22	11.57	37	Jason Shepheard SS	40
				6	1:18:42	8.43	37	Jason Shepheard SS	40
				5	57:25	11.56	37	Jason Shepheard SS	40
				4	56:08	11.82	37	Jason Shepheard SS	40
				3	51:31	12.88	37	Jason Shepheard SS	40
				2	46:54	14.15	37	Jason Shepheard SS	40
				1	46:00	14.43	37	Jason Shepheard SS	40
Jason Shepheard SS									




Female 40\_44

Recent 12 Laps

Place	O'All	Laps	Time	Lap #	Time	Spd	Rider #	Rider Name	Age	
1	7	8	6:35:45		8	52:07	12.73	102	Libby Adamson	41
					7	52:32	12.63	102	Libby Adamson	41
					6	48:03	13.81	102	Libby Adamson	41
					5	48:42	13.63	102	Libby Adamson	41
					4	48:16	13.75	102	Libby Adamson	41
					3	47:17	14.03	102	Libby Adamson	41
					2	47:44	13.90	102	Libby Adamson	41
					1	51:04	12.99	102	Libby Adamson	41
Libby Adamson										

**Male 45\_49****Recent 12 Laps**

Place	O'All	Laps	Time	Lap #	Time	Spd	Rider #	Rider Name	Age	
1	16	9	6:20:51		9	45:53	14.46	504	Richard Peil SS	45
					8	47:51	13.87	504	Richard Peil SS	45
					7	43:11	15.37	504	Richard Peil SS	45
					6	43:27	15.27	504	Richard Peil SS	45
					5	42:03	15.78	504	Richard Peil SS	45
					4	41:39	15.93	504	Richard Peil SS	45
					3	40:24	16.43	504	Richard Peil SS	45
					2	38:23	17.29	504	Richard Peil SS	45
					1	38:00	17.46	504	Richard Peil SS	45
					Anytime Fitness/Trek (Richard Peil SS)					

2

28

Tony Rowley

9

6:49:37




9	48:41	13.63	41	Tony Rowley	47
8	47:25	14.00	41	Tony Rowley	47
7	49:38	13.37	41	Tony Rowley	47
6	47:45	13.90	41	Tony Rowley	47
5	47:09	14.07	41	Tony Rowley	47
4	44:30	14.91	41	Tony Rowley	47
3	42:24	15.65	41	Tony Rowley	47
2	41:34	15.96	41	Tony Rowley	47
1	40:31	16.38	41	Tony Rowley	47

3

30

8

6:07:36



Scott Walker


8	50:14	13.21	27	Scott Walker	45
7	48:37	13.65	27	Scott Walker	45
6	46:49	14.17	27	Scott Walker	45
5	46:12	14.36	27	Scott Walker	45
4	46:46	14.19	27	Scott Walker	45
3	43:08	15.38	27	Scott Walker	45
2	42:51	15.49	27	Scott Walker	45
1	42:59	15.44	27	Scott Walker	45

4

41

8

6:50:35




Matt Dening

8	1:05:24	10.15	36	Matt Dening	46
7	57:50	11.47	36	Matt Dening	46
6	54:53	12.09	36	Matt Dening	46
5	49:03	13.53	36	Matt Dening	46
4	46:28	14.28	36	Matt Dening	46
3	46:30	14.27	36	Matt Dening	46
2	45:01	14.74	36	Matt Dening	46
1	45:26	14.61	36	Matt Dening	46



Male 45\_49

Recent 12 Laps


Place	O'All	Laps	Time	Lap #	Time	Spd	Rider #	Rider Name	Age	
5	55	7	6:52:00		7	1:33:18	7.11	54	Steve Eggleton	49
					6	53:58	12.30	54	Steve Eggleton	49
					5	55:51	11.88	54	Steve Eggleton	49
					4	52:30	12.64	54	Steve Eggleton	49
					3	54:43	12.13	54	Steve Eggleton	49
					2	52:16	12.70	54	Steve Eggleton	49
					1	49:24	13.43	54	Steve Eggleton	49

Steve Eggleton



Female 45\_49

Recent 12 Laps

Place	O'All	Laps	Time	Lap #	Time	Spd	Rider #	Rider Name	Age	
1	9	7	6:19:57		7	1:00:11	11.03	110	Wendy Stevenson	48
					6	56:32	11.74	110	Wendy Stevenson	48
					5	55:37	11.93	110	Wendy Stevenson	48
					4	52:43	12.59	110	Wendy Stevenson	48
					3	51:23	12.91	110	Wendy Stevenson	48
					2	50:45	13.08	110	Wendy Stevenson	48
					1	52:46	12.58	110	Wendy Stevenson	48
Wendy Stevenson										

**Male 50\_54****Recent 12 Laps**

Place

O'All

13

Laps

10

Time

7:00:27

Lap #

10

Time

45:36

Spd

14.55

Rider #

52

Rider Name


Garry James

Age

51

1

Garry James



9	48:23	13.72	52	Garry James	51
8	44:14	15.00	52	Garry James	51
7	43:02	15.42	52	Garry James	51
6	42:02	15.79	52	Garry James	51
5	40:29	16.39	52	Garry James	51
4	40:54	16.22	52	Garry James	51
3	39:31	16.79	52	Garry James	51
2	38:51	17.08	52	Garry James	51
1	37:25	17.74	52	Garry James	51


2

26

James Eldridge

9

6:47:59




9	53:49	12.33	55	James Eldridge	51
8	52:22	12.67	55	James Eldridge	51
7	45:01	14.74	55	James Eldridge	51
6	44:13	15.01	55	James Eldridge	51
5	43:04	15.41	55	James Eldridge	51
4	44:36	14.88	55	James Eldridge	51
3	42:50	15.49	55	James Eldridge	51
2	40:57	16.21	55	James Eldridge	51
1	41:07	16.14	55	James Eldridge	51

3

31

8

6:17:19



Neil Dall

8	57:56	11.45	33	Neil Dall	54
7	49:57	13.29	33	Neil Dall	54
6	47:44	13.90	33	Neil Dall	54
5	45:35	14.56	33	Neil Dall	54
4	46:20	14.32	33	Neil Dall	54
3	44:00	15.08	33	Neil Dall	54
2	42:49	15.50	33	Neil Dall	54
1	42:58	15.44	33	Neil Dall	54


4

33

Peter Selkrig

8

6:18:21




8	53:07	12.49	19	Peter Selkrig	50
7	51:52	12.79	19	Peter Selkrig	50
6	50:05	13.25	19	Peter Selkrig	50
5	49:35	13.38	19	Peter Selkrig	50
4	45:24	14.62	19	Peter Selkrig	50
3	43:01	15.43	19	Peter Selkrig	50
2	43:15	15.34	19	Peter Selkrig	50
1	42:02	15.79	19	Peter Selkrig	50



Male 50\_54

Recent 12 Laps

Place	O'All	Laps	Time	Lap #	Time	Spd	Rider #	Rider Name	Age	
5	54	7	6:38:06		7	1:03:59	10.37	13	Geoff Moon	50
					6	58:42	11.30	13	Geoff Moon	50
					5	55:34	11.94	13	Geoff Moon	50
					4	59:02	11.24	13	Geoff Moon	50
					3	55:26	11.97	13	Geoff Moon	50
					2	52:53	12.55	13	Geoff Moon	50
					1	52:30	12.64	13	Geoff Moon	50
Geoff Moon										


6

56

Stephen Evans

7

7:00:21



7	1:24:28	7.86	25	Stephen Evans	50
6	59:49	11.09	25	Stephen Evans	50
5	59:20	11.18	25	Stephen Evans	50
4	55:48	11.89	25	Stephen Evans	50
3	55:57	11.86	25	Stephen Evans	50
2	52:27	12.65	25	Stephen Evans	50
1	52:32	12.63	25	Stephen Evans	50






<div> <div>4</div> <div>4</div> <div>Alex Ramsey</div> </div>	9	6:24:03				
	8					
	7					
	6					
	5					
	4					
	3					
	2					
	1					



# Male 6+6 Open

Recent 12 Laps

Place	O'All	Laps	Time	Lap #	Time	Spd	Rider #	Rider Name	Age	
5	5	8	6:01:51		8	46:15	14.35	207	Madison Giles	23
					7	46:18	14.33	207	Madison Giles	23
					6	46:04	14.41	207	Madison Giles	23
					5	46:15	14.35	207	Madison Giles	23
					4	43:53	15.12	207	Madison Giles	23
					3	43:26	15.28	207	Madison Giles	23
					2	41:15	16.09	207	Madison Giles	23
					1	48:25	13.71	207	Madison Giles	23


6

6

Sean Baker

8

6:01:53



8	48:27	13.70	218	Sean Baker	38
7	46:48	14.18	218	Sean Baker	38
6	45:43	14.52	218	Sean Baker	38
5	44:33	14.90	218	Sean Baker	38
4	41:22	16.04	218	Sean Baker	38
3	40:15	16.49	218	Sean Baker	38
2	47:44	13.90	218	Sean Baker	38
1	47:01	14.11	218	Sean Baker	38


7

7

Clinton Leong

8


6:06:51



8	50:35	13.12	204	Clinton Leong	40
7	47:35	13.95	204	Clinton Leong	40
6	46:01	14.42	204	Clinton Leong	40
5	45:43	14.52	204	Clinton Leong	40
4	42:52	15.48	204	Clinton Leong	40
3	42:25	15.64	204	Clinton Leong	40
2	41:25	16.02	204	Clinton Leong	40
1	50:15	13.21	204	Clinton Leong	40

<div><div>8</div><div>8</div><div>Andrew Chamberlain</div></div>	8	1:09:09	9.60	206	Andrew Chamberlain	42
	7	1:01:08	10.85	206	Andrew Chamberlain	42
	6	45:46	14.50	206	Andrew Chamberlain	42
	5	44:44	14.83	206	Andrew Chamberlain	42
	4	44:47	14.82	206	Andrew Chamberlain	42
	3	42:14	15.71	206	Andrew Chamberlain	42
	2	42:00	15.80	206	Andrew Chamberlain	42
	1	50:44	13.08	206	Andrew Chamberlain	42



Place	O'All	Laps	Time	Lap #	Time	Spd	Rider #	Rider Name	Age	
13	14	7	6:31:23		7	51:08	12.98	217	Michael Dunbar	35
					6	49:59	13.28	217	Michael Dunbar	35
					5	47:51	13.87	217	Michael Dunbar	35
					4	45:02	14.74	217	Michael Dunbar	35
					3	1:44:08	6.37	217	Michael Dunbar	35
					2	42:03	15.78	217	Michael Dunbar	35
					1	51:12	12.96	217	Michael Dunbar	35
Michael Dunbar										

<div> <div>14</div> <div>15</div> <div>Craig Iverach</div> </div>	7	1:09:15	9.58	212	Craig Iverach	44
	6	1:01:12	10.84	212	Craig Iverach	44
	5	58:03	11.43	212	Craig Iverach	44
	4	53:02	12.51	212	Craig Iverach	44
	3	51:39	12.85	212	Craig Iverach	44
	2	49:39	13.37	212	Craig Iverach	44
	1	57:44	11.49	212	Craig Iverach	44

[illegible][illegible]


[illegible][illegible][illegible][illegible]


[illegible]




## Female 6+6 Open

Recent 12 Laps

Place	O'All	Laps	Time	Lap #	Time	Spd	Rider #	Rider Name	Age	
5	5	7	6:13:36		7	58:19	11.38	303	Rachel Jacka	29
					6	57:07	11.62	303	Rachel Jacka	29
					5	50:49	13.06	303	Rachel Jacka	29
					4	53:49	12.33	303	Rachel Jacka	29
					3	49:32	13.40	303	Rachel Jacka	29
					2	48:49	13.59	303	Rachel Jacka	29
					1	55:11	12.03	303	Rachel Jacka	29
Rachel Jacka										

<div><div>6</div><div>6</div><div>7 6:40:30</div><div></div><div>Belinda Chamberlain</div></div>	7	1:09:15	9.58	306	Belinda Chamberlain	37
	6	1:01:04	10.87	306	Belinda Chamberlain	37
	5	57:54	11.46	306	Belinda Chamberlain	37
	4	53:10	12.48	306	Belinda Chamberlain	37
	3	51:41	12.84	306	Belinda Chamberlain	37
	2	49:38	13.37	306	Belinda Chamberlain	37
	1	57:48	11.48	306	Belinda Chamberlain	37

Place	O'All	Laps	Time	Lap #	Time	Spd	Rider #	Rider Name	Age	
1	11	7	6:07:06		7	59:57	11.07	401	Joshua Higson	17
					6	56:13	11.80	401	Joshua Higson	17
					5	54:38	12.15	401	Joshua Higson	17
					4	52:19	12.68	401	Joshua Higson	17
					3	49:00	13.54	401	Joshua Higson	17
					2	44:41	14.85	401	Joshua Higson	17
					1	50:18	13.19	401	Joshua Higson	17

[illegible]