



Male U23


Recent 35 Laps

Place	O'All	Laps	Time	Lap #	Time	Spd	Rider #	Rider Name	Age
1	3		21:31:19	33	44:42	14.85	8	Mark Tupalski	22
				32	41:47	15.88	8	Mark Tupalski	22
				31	38:55	17.05	8	Mark Tupalski	22
				30	44:02	15.07	8	Mark Tupalski	22
				29	38:01	17.46	8	Mark Tupalski	22
				28	43:09	15.38	8	Mark Tupalski	22
				27	40:07	16.54	8	Mark Tupalski	22
				26	39:20	16.87	8	Mark Tupalski	22
				25	41:28	16.00	8	Mark Tupalski	22
				24	40:40	16.32	8	Mark Tupalski	22
				23	42:21	15.67	8	Mark Tupalski	22
				22	41:03	16.17	8	Mark Tupalski	22
				21	39:42	16.72	8	Mark Tupalski	22
				20	39:01	17.01	8	Mark Tupalski	22
				19	40:38	16.33	8	Mark Tupalski	22
				18	40:14	16.49	8	Mark Tupalski	22
				17	39:36	16.76	8	Mark Tupalski	22
				16	40:36	16.34	8	Mark Tupalski	22
				15	38:59	17.02	8	Mark Tupalski	22
				14	41:02	16.17	8	Mark Tupalski	22
				13	41:05	16.15	8	Mark Tupalski	22
				12	40:02	16.58	8	Mark Tupalski	22
				11	38:28	17.25	8	Mark Tupalski	22
				10	38:35	17.20	8	Mark Tupalski	22
				9	35:48	18.54	8	Mark Tupalski	22
				8	34:57	18.99	8	Mark Tupalski	22
				7	35:49	18.53	8	Mark Tupalski	22
				6	35:51	18.51	8	Mark Tupalski	22
				5	35:19	18.79	8	Mark Tupalski	22
				4	35:15	18.83	8	Mark Tupalski	22
				3	35:41	18.60	8	Mark Tupalski	22
				2	34:32	19.22	8	Mark Tupalski	22
				1	34:34	19.20	8	Mark Tupalski	22
2	20		21:09:56	22	1:15:12	8.82	15	Andrew Clark	22
				21	51:59	12.77	15	Andrew Clark	22
				20	2:11:21	5.05	15	Andrew Clark	22
				19	1:22:51	8.01	15	Andrew Clark	22
				18	1:10:00	9.48	15	Andrew Clark	22
				17	1:00:54	10.90	15	Andrew Clark	22
				16	1:07:45	9.79	15	Andrew Clark	22
				15	1:05:33	10.12	15	Andrew Clark	22
				14	56:24	11.77	15	Andrew Clark	22
				13	52:27	12.65	15	Andrew Clark	22
				12	47:16	14.04	15	Andrew Clark	22
				11	52:31	12.64	15	Andrew Clark	22
				10	51:10	12.97	15	Andrew Clark	22
				9	54:53	12.09	15	Andrew Clark	22
				8	49:32	13.40	15	Andrew Clark	22
				7	47:22	14.01	15	Andrew Clark	22
				6	43:55	15.11	15	Andrew Clark	22
				5	44:54	14.78	15	Andrew Clark	22
				4	43:34	15.23	15	Andrew Clark	22
				3	41:05	16.15	15	Andrew Clark	22
				2	39:49	16.67	15	Andrew Clark	22
				1	39:29	16.81	15	Andrew Clark	22



Male U23


Recent 35 Laps

Place	O'All	Laps	Time	Lap #	Time	Spd	Rider #	Rider Name	Age	
3	39	15	20:57:14		15	1:00:37	10.95	45	James Ross	18
					14	55:42	11.91	45	James Ross	18
					13	1:08:53	9.63	45	James Ross	18
					12	7:41:21	1.44	45	James Ross	18
					11	1:14:27	8.91	45	James Ross	18
					10	1:04:09	10.34	45	James Ross	18
					9	56:39	11.71	45	James Ross	18
					8	1:17:48	8.53	45	James Ross	18
					7	58:29	11.35	45	James Ross	18
					6	53:02	12.51	45	James Ross	18
					5	48:17	13.74	45	James Ross	18
					4	47:45	13.90	45	James Ross	18
					3	45:34	14.56	45	James Ross	18
					2	42:30	15.61	45	James Ross	18
					1	42:01	15.79	45	James Ross	18
James Ross										



Female U23

Recent 35 Laps


Place	O'All	Laps	Time	Lap #	Time	Spd	Rider #	Rider Name	Age	
1	9	9	21:53:11		9	15:19:36	0.72	107	Ronja Hill-Wright SS	21
					8	51:17	12.94	107	Ronja Hill-Wright SS	21
					7	52:45	12.58	107	Ronja Hill-Wright SS	21
					6	56:43	11.70	107	Ronja Hill-Wright SS	21
					5	51:41	12.84	107	Ronja Hill-Wright SS	21
					4	45:32	14.57	107	Ronja Hill-Wright SS	21
					3	44:53	14.78	107	Ronja Hill-Wright SS	21
					2	43:51	15.13	107	Ronja Hill-Wright SS	21
					1	46:53	14.15	107	Ronja Hill-Wright SS	21

Page 4 of 53



Male 23_29

Recent 35 Laps

Place	O'All	Laps	Time	Lap #	Time	Spd	Rider #	Rider Name	Age	
3	42	14	8:55:04		14	38:10	17.39	10	Sam Chancellor	26
					13	38:06	17.42	10	Sam Chancellor	26
					12	37:08	17.87	10	Sam Chancellor	26
					11	35:30	18.69	10	Sam Chancellor	26
					10	44:34	14.89	10	Sam Chancellor	26
					9	47:11	14.06	10	Sam Chancellor	26
					8	44:10	15.02	10	Sam Chancellor	26
					7	41:03	16.17	10	Sam Chancellor	26
					6	36:26	18.21	10	Sam Chancellor	26
					5	34:30	19.23	10	Sam Chancellor	26
					4	33:23	19.88	10	Sam Chancellor	26
					3	35:46	18.55	10	Sam Chancellor	26
					2	34:26	19.27	10	Sam Chancellor	26
					1	34:41	19.13	10	Sam Chancellor	26

[illegible]



Age



8	2:15:58	4.88	7	Joel McFarlane-Roberts SS	29
7	13:26:14	0.82	7	Joel McFarlane-Roberts SS	29
6	1:58:15	5.61	7	Joel McFarlane-Roberts SS	29
5	1:13:44	9.00	7	Joel McFarlane-Roberts SS	29
4	45:22	14.63	7	Joel McFarlane-Roberts SS	29
3	46:02	14.42	7	Joel McFarlane-Roberts SS	29
2	45:46	14.50	7	Joel McFarlane-Roberts SS	29
1	42:06	15.76	7	Joel McFarlane-Roberts SS	29





Age



Bethany Thompson

Page 8 of 53

Place	O'All	Laps	Time	Lap #	Time	Spd	Rider #	Rider Name	Age	
1	1	35	22:02:00		35	39:28	16.81	1	Jason English	32
					34	39:18	16.89	1	Jason English	32
					33	39:00	17.02	1	Jason English	32
					32	38:10	17.39	1	Jason English	32
					31	38:39	17.17	1	Jason English	32
					30	38:22	17.30	1	Jason English	32
					29	40:55	16.22	1	Jason English	32
					28	40:00	16.59	1	Jason English	32
					27	42:25	15.64	1	Jason English	32
					26	41:30	15.99	1	Jason English	32
					25	39:52	16.65	1	Jason English	32
					24	39:36	16.76	1	Jason English	32
					23	39:30	16.80	1	Jason English	32
					22	38:36	17.19	1	Jason English	32
					21	39:30	16.80	1	Jason English	32
					20	40:01	16.58	1	Jason English	32
					19	39:04	16.99	1	Jason English	32
					18	37:50	17.54	1	Jason English	32
					17	37:25	17.74	1	Jason English	32
					16	37:46	17.57	1	Jason English	32
					15	36:56	17.97	1	Jason English	32
					14	37:06	17.89	1	Jason English	32
					13	37:07	17.88	1	Jason English	32
					12	37:35	17.66	1	Jason English	32
					11	36:35	18.14	1	Jason English	32
					10	36:22	18.25	1	Jason English	32
					9	34:07	19.45	1	Jason English	32
					8	34:53	19.02	1	Jason English	32
					7	34:44	19.11	1	Jason English	32
					6	35:42	18.59	1	Jason English	32
					5	35:13	18.84	1	Jason English	32
					4	33:51	19.60	1	Jason English	32
					3	35:44	18.57	1	Jason English	32
					2	34:32	19.22	1	Jason English	32
					1	34:36	19.18	1	Jason English	32
2	4	30	21:30:19		30	41:46	15.89	2	Andrew Hall	34
					29	40:39	16.32	2	Andrew Hall	34
					28	45:10	14.69	2	Andrew Hall	34
					27	47:52	13.86	2	Andrew Hall	34
					26	47:30	13.97	2	Andrew Hall	34
					25	56:16	11.79	2	Andrew Hall	34
					24	48:57	13.56	2	Andrew Hall	34
					23	48:45	13.61	2	Andrew Hall	34
					22	51:19	12.93	2	Andrew Hall	34
					21	43:55	15.11	2	Andrew Hall	34
					20	43:53	15.12	2	Andrew Hall	34
					19	47:43	13.91	2	Andrew Hall	34
					18	47:32	13.96	2	Andrew Hall	34
					17	47:20	14.02	2	Andrew Hall	34
					16	43:48	15.15	2	Andrew Hall	34
					15	47:15	14.04	2	Andrew Hall	34
					14	45:59	14.43	2	Andrew Hall	34
					13	43:59	15.09	2	Andrew Hall	34
					12	40:12	16.51	2	Andrew Hall	34
					11	39:29	16.81	2	Andrew Hall	34
					10	39:50	16.66	2	Andrew Hall	34
					9	37:57	17.49	2	Andrew Hall	34
					8	38:32	17.22	2	Andrew Hall	34
					7	37:22	17.76	2	Andrew Hall	34
					6	37:20	17.78	2	Andrew Hall	34
					5	36:57	17.96	2	Andrew Hall	34
					4	37:05	17.89	2	Andrew Hall	34
					3	36:22	18.25	2	Andrew Hall	34
					2	34:57	18.99	2	Andrew Hall	34
					1	34:38	19.16	2	Andrew Hall	34



7

27 21:09:22

9

26 21:12:54



Page 10 of 53

[illegible]



Male 30_34

Recent 35 Laps



Place	O'All	Laps	Time	Lap #	Time	Spd	Rider #	Rider Name	Age	
7	33	17	21:08:36		17	56:29	11.75	39	Cameron Dalton	33
					16	5:26:53	2.03	39	Cameron Dalton	33
					15	1:06:18	10.01	39	Cameron Dalton	33
					14	1:29:04	7.45	39	Cameron Dalton	33
					13	1:02:55	10.55	39	Cameron Dalton	33
					12	1:06:08	10.03	39	Cameron Dalton	33
					11	1:14:09	8.95	39	Cameron Dalton	33
					10	1:01:19	10.82	39	Cameron Dalton	33
					9	57:46	11.49	39	Cameron Dalton	33
					8	1:07:56	9.77	39	Cameron Dalton	33
					7	51:25	12.91	39	Cameron Dalton	33
					6	55:40	11.92	39	Cameron Dalton	33
					5	51:14	12.95	39	Cameron Dalton	33
					4	47:36	13.94	39	Cameron Dalton	33
					3	45:03	14.73	39	Cameron Dalton	33
					2	44:59	14.75	39	Cameron Dalton	33
					1	43:42	15.19	39	Cameron Dalton	33
8	35	16	21:23:31		16	45:14	14.67	20	Robert Davis	31
					15	43:26	15.28	20	Robert Davis	31
					14	10:06:51	1.09	20	Robert Davis	31
					13	50:30	13.14	20	Robert Davis	31
					12	54:41	12.14	20	Robert Davis	31
					11	48:47	13.60	20	Robert Davis	31
					10	46:51	14.16	20	Robert Davis	31
					9	46:34	14.25	20	Robert Davis	31
					8	44:38	14.87	20	Robert Davis	31
					7	44:34	14.89	20	Robert Davis	31
					6	43:26	15.28	20	Robert Davis	31
					5	41:56	15.83	20	Robert Davis	31
					4	42:04	15.77	20	Robert Davis	31
					3	41:30	15.99	20	Robert Davis	31
					2	40:30	16.39	20	Robert Davis	31
					1	41:59	15.81	20	Robert Davis	31

[illegible]



Male 30_34

Recent 35 Laps


Place	O'All	Laps	Time	Lap #	Time	Spd	Rider #	Rider Name	Age
11	44	14	10:19:33		14	1:03:03	10.52	43 Phillip Banks SS	34
					13	49:42	13.35	43 Phillip Banks SS	34
					12	47:57	13.84	43 Phillip Banks SS	34
					11	50:29	13.14	43 Phillip Banks SS	34
					10	43:58	15.09	43 Phillip Banks SS	34
					9	44:48	14.81	43 Phillip Banks SS	34
					8	41:24	16.03	43 Phillip Banks SS	34
					7	43:03	15.41	43 Phillip Banks SS	34
					6	42:17	15.69	43 Phillip Banks SS	34
					5	40:31	16.38	43 Phillip Banks SS	34
					4	38:41	17.15	43 Phillip Banks SS	34
					3	37:42	17.60	43 Phillip Banks SS	34
					2	37:53	17.52	43 Phillip Banks SS	34
					1	38:05	17.42	43 Phillip Banks SS	34
12	49	14	21:28:52		14	45:53	14.46	505 Ben Hallowell SS	31
					13	39:33	16.78	505 Ben Hallowell SS	31
					12	38:50	17.09	505 Ben Hallowell SS	31
					11	46:07	14.39	505 Ben Hallowell SS	31
					10	12:26:40	0.89	505 Ben Hallowell SS	31
					9	45:19	14.64	505 Ben Hallowell SS	31
					8	51:08	12.98	505 Ben Hallowell SS	31
					7	41:59	15.81	505 Ben Hallowell SS	31
					6	40:05	16.56	505 Ben Hallowell SS	31
					5	39:40	16.73	505 Ben Hallowell SS	31
					4	39:46	16.69	505 Ben Hallowell SS	31
					3	38:35	17.20	505 Ben Hallowell SS	31
					2	37:48	17.56	505 Ben Hallowell SS	31
					1	37:29	17.70	505 Ben Hallowell SS	31

Ben Hallowell SS



Male 30_34

Recent 35 Laps

Place	O'All	Laps	Time	Lap #	Time	Spd	Rider #	Rider Name	Age	
13	51	12	7:50:09		12	43:03	15.41	35	Matt Hand	33
					11	40:38	16.33	35	Matt Hand	33
					10	41:50	15.86	35	Matt Hand	33
					9	43:53	15.12	35	Matt Hand	33
					8	40:01	16.58	35	Matt Hand	33
					7	38:50	17.09	35	Matt Hand	33
					6	38:31	17.23	35	Matt Hand	33
					5	37:31	17.69	35	Matt Hand	33
					4	36:43	18.07	35	Matt Hand	33
					3	36:28	18.20	35	Matt Hand	33
					2	36:14	18.31	35	Matt Hand	33
					1	36:27	18.21	35	Matt Hand	33



Page 16 of 53

[illegible]



Male 35_39

Recent 35 Laps

Place	O'All	Laps	Time	Lap #	Time	Spd	Rider #	Rider Name	Age
1	5	30	21:51:55		30	52:47	12.57	3 Brett Bellchambers SS	39
					29	50:49	13.06	3 Brett Bellchambers SS	39
					28	48:55	13.57	3 Brett Bellchambers SS	39
					27	49:15	13.47	3 Brett Bellchambers SS	39
					26	51:45	12.82	3 Brett Bellchambers SS	39
					25	51:47	12.81	3 Brett Bellchambers SS	39
					24	48:21	13.72	3 Brett Bellchambers SS	39
					23	45:43	14.52	3 Brett Bellchambers SS	39
					22	46:07	14.39	3 Brett Bellchambers SS	39
					21	46:36	14.24	3 Brett Bellchambers SS	39
					20	45:42	14.52	3 Brett Bellchambers SS	39
					19	42:03	15.78	3 Brett Bellchambers SS	39
					18	45:49	14.48	3 Brett Bellchambers SS	39
					17	43:46	15.16	3 Brett Bellchambers SS	39
					16	46:45	14.19	3 Brett Bellchambers SS	39
					15	44:43	14.84	3 Brett Bellchambers SS	39
					14	44:16	14.99	3 Brett Bellchambers SS	39
					13	41:04	16.16	3 Brett Bellchambers SS	39
					12	42:28	15.63	3 Brett Bellchambers SS	39
					11	42:47	15.51	3 Brett Bellchambers SS	39
					10	42:09	15.74	3 Brett Bellchambers SS	39
					9	39:09	16.95	3 Brett Bellchambers SS	39
					8	38:40	17.16	3 Brett Bellchambers SS	39
					7	38:57	17.04	3 Brett Bellchambers SS	39
					6	38:52	17.07	3 Brett Bellchambers SS	39
					5	38:20	17.31	3 Brett Bellchambers SS	39
					4	37:03	17.91	3 Brett Bellchambers SS	39
					3	36:36	18.13	3 Brett Bellchambers SS	39
					2	35:55	18.48	3 Brett Bellchambers SS	39
					1	34:46	19.09	3 Brett Bellchambers SS	39
2	10	26	21:31:46		26	1:02:16	10.66	31 David Speering SS	38
					25	54:22	12.21	31 David Speering SS	38
					24	56:45	11.69	31 David Speering SS	38
					23	51:03	13.00	31 David Speering SS	38
					22	1:19:04	8.39	31 David Speering SS	38
					21	1:01:19	10.82	31 David Speering SS	38
					20	51:13	12.96	31 David Speering SS	38
					19	57:32	11.53	31 David Speering SS	38
					18	48:30	13.68	31 David Speering SS	38
					17	49:30	13.41	31 David Speering SS	38
					16	49:39	13.37	31 David Speering SS	38
					15	44:51	14.80	31 David Speering SS	38
					14	45:42	14.52	31 David Speering SS	38
					13	45:17	14.65	31 David Speering SS	38
					12	57:10	11.61	31 David Speering SS	38
					11	43:50	15.14	31 David Speering SS	38
					10	45:06	14.71	31 David Speering SS	38
					9	43:15	15.34	31 David Speering SS	38
					8	42:58	15.44	31 David Speering SS	38
					7	45:25	14.61	31 David Speering SS	38
					6	42:37	15.57	31 David Speering SS	38
					5	42:35	15.58	31 David Speering SS	38
					4	43:08	15.38	31 David Speering SS	38
					3	43:54	15.12	31 David Speering SS	38
					2	42:48	15.50	31 David Speering SS	38
					1	41:57	15.82	31 David Speering SS	38

[illegible]


Page 20 of 53

Page 21 of 53



Male 35_39


Recent 35 Laps

Place	O'All	Laps	Time	Lap #	Time	Spd	Rider #	Rider Name	Age	
9	46	14	10:45:16		14	57:20	11.57	46	Aaron Thomson	35
					13	52:50	12.56	46	Aaron Thomson	35
					12	50:59	13.02	46	Aaron Thomson	35
					11	46:48	14.18	46	Aaron Thomson	35
					10	46:35	14.25	46	Aaron Thomson	35
					9	46:08	14.38	46	Aaron Thomson	35
					8	45:23	14.62	46	Aaron Thomson	35
					7	42:59	15.44	46	Aaron Thomson	35
					6	40:33	16.36	46	Aaron Thomson	35
					5	42:23	15.66	46	Aaron Thomson	35
					4	42:47	15.51	46	Aaron Thomson	35
					3	43:29	15.26	46	Aaron Thomson	35
					2	44:06	15.05	46	Aaron Thomson	35
					1	42:56	15.46	46	Aaron Thomson	35



Male 35_39

Recent 35 Laps

Place	O'All	Laps	Time	Lap #	Time	Spd	Rider #	Rider Name	Age	
11	52	11	10:33:51		11	1:44:50	6.33	47	Michael Sutinen	37
					10	51:54	12.79	47	Michael Sutinen	37
					9	56:15	11.80	47	Michael Sutinen	37
					8	57:25	11.56	47	Michael Sutinen	37
					7	1:13:52	8.98	47	Michael Sutinen	37
					6	46:29	14.28	47	Michael Sutinen	37
					5	48:19	13.73	47	Michael Sutinen	37
					4	50:47	13.07	47	Michael Sutinen	37
					3	48:15	13.75	47	Michael Sutinen	37
					2	49:26	13.42	47	Michael Sutinen	37
					1	46:19	14.33	47	Michael Sutinen	37



Age



6	1:00:00	11.06	29	Martin Handley	39
5	42:27	15.63	29	Martin Handley	39
4	39:38	16.74	29	Martin Handley	39
3	39:31	16.79	29	Martin Handley	39
2	36:55	17.98	29	Martin Handley	39
1	36:13	18.32	29	Martin Handley	39

Page 25 of 53



Age

6

28 21:25:52



11

25 21:33:49



25	56:14	11.80	18	Phil Welch	43
24	55:01	12.06	18	Phil Welch	43
23	57:13	11.60	18	Phil Welch	43
22	59:23	11.17	18	Phil Welch	43
21	1:03:31	10.45	18	Phil Welch	43
20	1:02:28	10.62	18	Phil Welch	43
19	1:03:49	10.40	18	Phil Welch	43
18	55:09	12.03	18	Phil Welch	43
17	58:18	11.38	18	Phil Welch	43
16	55:03	12.05	18	Phil Welch	43
15	58:24	11.36	18	Phil Welch	43
14	1:05:05	10.20	18	Phil Welch	43
13	54:11	12.25	18	Phil Welch	43
12	48:57	13.56	18	Phil Welch	43
11	51:41	12.84	18	Phil Welch	43
10	48:26	13.70	18	Phil Welch	43
9	51:24	12.91	18	Phil Welch	43
8	44:30	14.91	18	Phil Welch	43
7	42:07	15.76	18	Phil Welch	43
6	41:48	15.88	18	Phil Welch	43
5	40:33	16.36	18	Phil Welch	43
4	41:02	16.17	18	Phil Welch	43
3	39:55	16.62	18	Phil Welch	43
2	39:41	16.72	18	Phil Welch	43
1	39:56	16.62	18	Phil Welch	43



Recent 35 Laps

[illegible]

[illegible]

Place	O'All	Laps	Time	Lap #	Time	Spd	Rider #	Rider Name	Age
-------	-------	------	------	-------	------	-----	---------	------------	-----

7

26

Project 63 (Ivan Chan)

19 21:50:27



19	1:10:08	9.46	32	Ivan Chan	44
18	57:17	11.58	32	Ivan Chan	44
17	53:49	12.33	32	Ivan Chan	44
16	3:09:17	3.51	32	Ivan Chan	44
15	1:41:41	6.53	32	Ivan Chan	44
14	1:17:24	8.57	32	Ivan Chan	44
13	1:13:45	9.00	32	Ivan Chan	44
12	1:03:49	10.40	32	Ivan Chan	44
11	1:05:39	10.11	32	Ivan Chan	44
10	1:03:05	10.52	32	Ivan Chan	44
9	56:42	11.70	32	Ivan Chan	44
8	1:24:55	7.81	32	Ivan Chan	44
7	56:22	11.77	32	Ivan Chan	44
6	51:25	12.91	32	Ivan Chan	44
5	52:00	12.76	32	Ivan Chan	44
4	49:49	13.32	32	Ivan Chan	44
3	49:02	13.53	32	Ivan Chan	44
2	47:46	13.89	32	Ivan Chan	44
1	46:32	14.26	32	Ivan Chan	44

8

38

Clayton Locke

15 12:32:17



15	1:15:39	8.77	48	Clayton Locke	44
14	57:12	11.60	48	Clayton Locke	44
13	50:15	13.21	48	Clayton Locke	44
12	50:20	13.18	48	Clayton Locke	44
11	56:53	11.67	48	Clayton Locke	44
10	50:28	13.15	48	Clayton Locke	44
9	1:05:37	10.11	48	Clayton Locke	44
8	46:36	14.24	48	Clayton Locke	44
7	44:15	15.00	48	Clayton Locke	44
6	44:38	14.87	48	Clayton Locke	44
5	44:28	14.92	48	Clayton Locke	44
4	42:04	15.77	48	Clayton Locke	44
3	41:31	15.98	48	Clayton Locke	44
2	40:42	16.30	48	Clayton Locke	44
1	41:39	15.93	48	Clayton Locke	44

[illegible][illegible]



Age



10	52:35	12.62	21	Arran Pearson	40
9	48:44	13.62	21	Arran Pearson	40
8	50:46	13.07	21	Arran Pearson	40
7	44:39	14.86	21	Arran Pearson	40
6	42:57	15.45	21	Arran Pearson	40
5	45:35	14.56	21	Arran Pearson	40
4	42:50	15.49	21	Arran Pearson	40
3	42:08	15.75	21	Arran Pearson	40
2	42:56	15.46	21	Arran Pearson	40
1	42:42	15.54	21	Arran Pearson	40



Libby Adamson



24	1:01:23	10.81	102	Libby Adamson	41
23	51:12	12.96	102	Libby Adamson	41
22	51:34	12.87	102	Libby Adamson	41
21	54:47	12.11	102	Libby Adamson	41
20	58:34	11.33	102	Libby Adamson	41
19	1:01:16	10.83	102	Libby Adamson	41
18	58:32	11.34	102	Libby Adamson	41
17	58:46	11.29	102	Libby Adamson	41
16	56:48	11.68	102	Libby Adamson	41
15	58:37	11.32	102	Libby Adamson	41
14	59:41	11.12	102	Libby Adamson	41
13	56:55	11.66	102	Libby Adamson	41
12	54:21	12.21	102	Libby Adamson	41
11	55:50	11.89	102	Libby Adamson	41
10	54:56	12.08	102	Libby Adamson	41
9	53:28	12.41	102	Libby Adamson	41
8	52:07	12.73	102	Libby Adamson	41
7	52:32	12.63	102	Libby Adamson	41
6	48:03	13.81	102	Libby Adamson	41
5	48:42	13.63	102	Libby Adamson	41
4	48:16	13.75	102	Libby Adamson	41
3	47:17	14.03	102	Libby Adamson	41
2	47:44	13.90	102	Libby Adamson	41
1	51:04	12.99	102	Libby Adamson	41

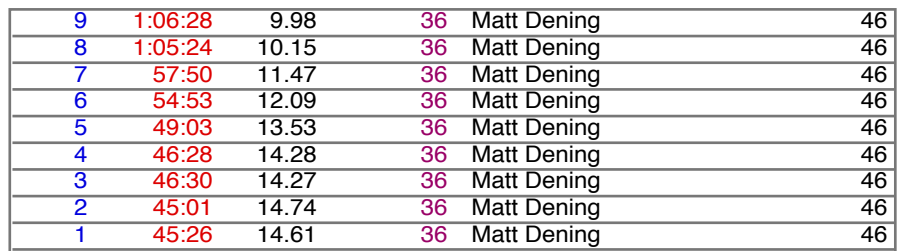
Page 33 of 53

[illegible]



56

9 7:57:03





1 *7*
Wendy Stevenson


[illegible]

Page 37 of 53



Male 50_54



Recent 35 Laps

Place	O'All	Laps	Time	Lap #	Time	Spd	Rider #	Rider Name	Age	
3	29	18	21:11:17		18	5:46:49	1.91	19	Peter Selkrig	50
					17	1:02:32	10.61	19	Peter Selkrig	50
					16	1:00:49	10.91	19	Peter Selkrig	50
					15	1:02:21	10.64	19	Peter Selkrig	50
					14	59:54	11.08	19	Peter Selkrig	50
					13	1:02:38	10.59	19	Peter Selkrig	50
					12	1:01:44	10.75	19	Peter Selkrig	50
					11	58:16	11.39	19	Peter Selkrig	50
					10	1:05:26	10.14	19	Peter Selkrig	50
					9	52:27	12.65	19	Peter Selkrig	50
					8	53:07	12.49	19	Peter Selkrig	50
					7	51:52	12.79	19	Peter Selkrig	50
					6	50:05	13.25	19	Peter Selkrig	50
					5	49:35	13.38	19	Peter Selkrig	50
					4	45:24	14.62	19	Peter Selkrig	50
					3	43:01	15.43	19	Peter Selkrig	50
					2	43:15	15.34	19	Peter Selkrig	50
					1	42:02	15.79	19	Peter Selkrig	50



Male 50_54


Recent 35 Laps

Place	O'All	Laps	Time	Lap #	Time	Spd	Rider #	Rider Name	Age
5	Neil Dall	32		17	1:13:01	9.09	33	Neil Dall	54
				16	55:33	11.95	33	Neil Dall	54
				15	57:40	11.51	33	Neil Dall	54
				14	1:04:58	10.21	33	Neil Dall	54
				13	1:00:33	10.96	33	Neil Dall	54
				12	57:43	11.50	33	Neil Dall	54
				11	1:00:57	10.89	33	Neil Dall	54
				10	52:06	12.74	33	Neil Dall	54
				9	53:17	12.45	33	Neil Dall	54
				8	57:56	11.45	33	Neil Dall	54
				7	49:57	13.29	33	Neil Dall	54
				6	47:44	13.90	33	Neil Dall	54
				5	45:35	14.56	33	Neil Dall	54
				4	46:20	14.32	33	Neil Dall	54
				3	44:00	15.08	33	Neil Dall	54
				2	42:49	15.50	33	Neil Dall	54
				1	42:58	15.44	33	Neil Dall	54
6	Geoff Moon	34		17	1:08:55	9.63	13	Geoff Moon	50
				16	2:23:40	4.62	13	Geoff Moon	50
				15	1:26:50	7.64	13	Geoff Moon	50
				14	1:46:14	6.25	13	Geoff Moon	50
				13	1:22:54	8.00	13	Geoff Moon	50
				12	1:24:50	7.82	13	Geoff Moon	50
				11	1:42:01	6.50	13	Geoff Moon	50
				10	1:11:37	9.27	13	Geoff Moon	50
				9	1:09:30	9.55	13	Geoff Moon	50
				8	1:13:27	9.03	13	Geoff Moon	50
				7	1:03:59	10.37	13	Geoff Moon	50
				6	58:42	11.30	13	Geoff Moon	50
				5	55:34	11.94	13	Geoff Moon	50
				4	59:02	11.24	13	Geoff Moon	50
				3	55:26	11.97	13	Geoff Moon	50
				2	52:53	12.55	13	Geoff Moon	50
				1	52:30	12.64	13	Geoff Moon	50



Male 6+6 Open



Recent 35 Laps

Place	O'All	Laps	Time	Lap #	Time	Spd	Rider #	Rider Name	Age	
1	1	15	21:35:03		15	38:26	17.27	211	Jon Odams	30
					14	37:17	17.80	211	Jon Odams	30
					13	36:51	18.01	211	Jon Odams	30
					12	36:09	18.36	211	Jon Odams	30
					11	12:35:16	0.88	211	Jon Odams	30
					10	39:59	16.60	211	Jon Odams	30
					9	40:24	16.43	211	Jon Odams	30
					8	39:11	16.94	211	Jon Odams	30
					7	39:25	16.84	211	Jon Odams	30
					6	38:31	17.23	211	Jon Odams	30
					5	38:32	17.22	211	Jon Odams	30
					4	37:15	17.81	211	Jon Odams	30
					3	37:03	17.91	211	Jon Odams	30
					2	36:54	17.98	211	Jon Odams	30
					1	43:50	15.14	211	Jon Odams	30
</										



Male 6+6 Open


Recent 35 Laps

Place	O'All	Laps	Time	Lap #	Time	Spd	Rider #	Rider Name	Age	
3	3	14	21:36:04		14	41:24	16.03	214	Darren Groves	32
					13	41:35	15.96	214	Darren Groves	32
					12	41:05	16.15	214	Darren Groves	32
					11	41:01	16.18	214	Darren Groves	32
					10	12:41:07	0.87	214	Darren Groves	32
					9	44:25	14.94	214	Darren Groves	32
					8	43:22	15.30	214	Darren Groves	32
					7	41:09	16.13	214	Darren Groves	32
					6	39:59	16.60	214	Darren Groves	32
					5	39:21	16.86	214	Darren Groves	32
					4	38:16	17.34	214	Darren Groves	32
					3	38:31	17.23	214	Darren Groves	32
					2	38:33	17.21	214	Darren Groves	32
					1	46:16	14.34	214	Darren Groves	32
4	4	14	21:59:55		14	45:02	14.74	219	Alex Ramsey	35
					13	42:22	15.66	219	Alex Ramsey	35
					12	43:48	15.15	219	Alex Ramsey	35
					11	42:19	15.68	219	Alex Ramsey	35
					10	12:42:21	0.87	219	Alex Ramsey	35
					9	44:49	14.81	219	Alex Ramsey	35
					8	41:31	15.98	219	Alex Ramsey	35
					7	43:05	15.40	219	Alex Ramsey	35
					6	41:48	15.88	219	Alex Ramsey	35
					5	41:56	15.83	219	Alex Ramsey	35
					4	42:33	15.60	219	Alex Ramsey	35
					3	40:44	16.29	219	Alex Ramsey	35
					2	40:21	16.45	219	Alex Ramsey	35
					1	47:16	14.04	219	Alex Ramsey	35



Male 6+6 Open



Recent 35 Laps

Place	O'All	Laps	Time	Lap #	Time	Spd	Rider #	Rider Name	Age	
5	5	13	21:41:31		13	44:48	14.81	207	Madison Giles	23
					12	44:02	15.07	207	Madison Giles	23
					11	44:15	15.00	207	Madison Giles	23
					10	43:49	15.14	207	Madison Giles	23
					9	12:42:46	0.87	207	Madison Giles	23
					8	46:15	14.35	207	Madison Giles	23
					7	46:18	14.33	207	Madison Giles	23
					6	46:04	14.41	207	Madison Giles	23
					5	46:15	14.35	207	Madison Giles	23
					4	43:53	15.12	207	Madison Giles	23
					3	43:26	15.28	207	Madison Giles	23
					2	41:15	16.09	207	Madison Giles	23
					1	48:25	13.71	207	Madison Giles	23



Male 6+6 Open



Recent 35 Laps

Place	O'All	Laps	Time	Lap #	Time	Spd	Rider #	Rider Name	Age	
7	7	11	21:30:16		11	1:00:01	11.06	206	Andrew Chamberlain	42
					10	55:53	11.87	206	Andrew Chamberlain	42
					9	12:53:50	0.86	206	Andrew Chamberlain	42
					8	1:09:09	9.60	206	Andrew Chamberlain	42
					7	1:01:08	10.85	206	Andrew Chamberlain	42
					6	45:46	14.50	206	Andrew Chamberlain	42
					5	44:44	14.83	206	Andrew Chamberlain	42
					4	44:47	14.82	206	Andrew Chamberlain	42
					3	42:14	15.71	206	Andrew Chamberlain	42
					2	42:00	15.80	206	Andrew Chamberlain	42
					1	50:44	13.08	206	Andrew Chamberlain	42
8	8	11	21:31:09		11	46:08	14.38	202	James Mason	40
					10	45:06	14.71	202	James Mason	40
					9	47:16	14.04	202	James Mason	40
					8	12:46:13	0.87	202	James Mason	40
					7	48:24	13.71	202	James Mason	40
					6	53:35	12.38	202	James Mason	40
					5	1:12:26	9.16	202	James Mason	40
					4	46:13	14.36	202	James Mason	40
					3	1:06:38	9.96	202	James Mason	40
					2	45:46	14.50	202	James Mason	40
					1	53:24	12.43	202	James Mason	40



Male 6+6 Open


Recent 35 Laps

Place	O'All	Laps	Time	Lap #	Time	Spd	Rider #	Rider Name	Age	
9	9	11	21:35:49		11	46:25	14.30	212	Craig Iverach	44
					10	43:32	15.24	212	Craig Iverach	44
					9	44:44	14.83	212	Craig Iverach	44
					8	12:40:34	0.87	212	Craig Iverach	44
					7	1:09:15	9.58	212	Craig Iverach	44
					6	1:01:12	10.84	212	Craig Iverach	44
					5	58:03	11.43	212	Craig Iverach	44
					4	53:02	12.51	212	Craig Iverach	44
					3	51:39	12.85	212	Craig Iverach	44
					2	49:39	13.37	212	Craig Iverach	44
					1	57:44	11.49	212	Craig Iverach	44
10	11	11	21:38:39		11	48:45	13.61	217	Michael Dunbar	35
					10	47:06	14.09	217	Michael Dunbar	35
					9	46:30	14.27	217	Michael Dunbar	35
					8	12:44:55	0.87	217	Michael Dunbar	35
					7	51:08	12.98	217	Michael Dunbar	35
					6	49:59	13.28	217	Michael Dunbar	35
					5	47:51	13.87	217	Michael Dunbar	35
					4	45:02	14.74	217	Michael Dunbar	35
					3	1:44:08	6.37	217	Michael Dunbar	35
					2	42:03	15.78	217	Michael Dunbar	35
					1	51:12	12.96	217	Michael Dunbar	35



Male 6+6 Open


Recent 35 Laps

Place	O'All	Laps	Time	Lap #	Time	Spd	Rider #	Rider Name	Age	
11	12	11	21:42:38		11	54:02	12.28	209	Tim Christie	46
					10	50:27	13.15	209	Tim Christie	46
					9	49:19	13.46	209	Tim Christie	46
					8	12:48:02	0.86	209	Tim Christie	46
					7	59:58	11.07	209	Tim Christie	46
					6	56:09	11.82	209	Tim Christie	46
					5	1:00:00	11.06	209	Tim Christie	46
					4	53:32	12.40	209	Tim Christie	46
					3	49:15	13.47	209	Tim Christie	46
					2	48:12	13.77	209	Tim Christie	46
					1	53:42	12.36	209	Tim Christie	46
										12
10	57:10	11.61	204	Clinton Leong	40					
9	13:36:15	0.81	204	Clinton Leong	40					
8	50:35	13.12	204	Clinton Leong	40					
7	47:35	13.95	204	Clinton Leong	40					
6	46:01	14.42	204	Clinton Leong	40					
5	45:43	14.52	204	Clinton Leong	40					
4	42:52	15.48	204	Clinton Leong	40					
3	42:25	15.64	204	Clinton Leong	40					
2	41:25	16.02	204	Clinton Leong	40					
1	50:15	13.21	204	Clinton Leong	40					



Male 6+6 Open

Recent 35 Laps

Place	O'All	Laps	Time	Lap #	Time	Spd	Rider #	Rider Name	Age	
13	14	10	21:40:10		10	54:06	12.27	503	Hagen Ganahl	38
					9	48:48	13.60	503	Hagen Ganahl	38
					8	48:48	13.60	503	Hagen Ganahl	38
					7	14:13:06	0.78	503	Hagen Ganahl	38
					6	56:11	11.81	503	Hagen Ganahl	38
					5	50:03	13.26	503	Hagen Ganahl	38
					4	47:41	13.92	503	Hagen Ganahl	38
					3	45:16	14.66	503	Hagen Ganahl	38
					2	44:12	15.01	503	Hagen Ganahl	38
					1	51:59	12.77	503	Hagen Ganahl	38



Male 6+6 Open


Recent 35 Laps

Place	O'All	Laps	Time	Lap #	Time	Spd	Rider #	Rider Name	Age
15	17	9	21:36:54	9	37:48	17.56	210	Grantley Butterfield	36
				8	37:54	17.51	210	Grantley Butterfield	36
				7	16:06:00	0.69	210	Grantley Butterfield	36
				6	52:11	12.72	210	Grantley Butterfield	36
				5	42:10	15.74	210	Grantley Butterfield	36
				4	39:15	16.91	210	Grantley Butterfield	36
				3	38:04	17.43	210	Grantley Butterfield	36
				2	38:04	17.43	210	Grantley Butterfield	36
				1	45:28	14.60	210	Grantley Butterfield	36
16	18	7	4:52:38	7	49:19	13.46	506	John Henderson	52
				6	43:29	15.26	506	John Henderson	52
				5	39:54	16.63	506	John Henderson	52
				4	38:39	17.17	506	John Henderson	52
				3	39:09	16.95	506	John Henderson	52
				2	37:05	17.89	506	John Henderson	52
				1	45:03	14.73	506	John Henderson	52



Male 6+6 Open

Recent 35 Laps

Place	O'All	Laps	Time	Lap #	Time	Spd	Rider #	Rider Name	Age	
17	19	7	5:55:02		7	1:14:14	8.94	208	Martin Wisata	35
					6	54:23	12.20	208	Martin Wisata	35
					5	52:54	12.54	208	Martin Wisata	35
					4	44:59	14.75	208	Martin Wisata	35
					3	41:25	16.02	208	Martin Wisata	35
					2	40:13	16.50	208	Martin Wisata	35
					1	46:54	14.15	208	Martin Wisata	35



Age

Alexander Austin

5	17:29:05	0.63	205	Alexander Austin	37
4	1:00:02	11.05	205	Alexander Austin	37
3	53:45	12.35	205	Alexander Austin	37
2	51:54	12.79	205	Alexander Austin	37
1	57:49	11.48	205	Alexander Austin	37

Geoff Pollard

4	1:45:42	6.28	221	Geoff Pollard	30
3	1:33:11	7.12	221	Geoff Pollard	30
2	53:53	12.32	221	Geoff Pollard	30
1	56:53	11.67	221	Geoff Pollard	30


[illegible]

Page 51 of 53



Female 6+6 Open


Recent 35 Laps

Place	O'All	Laps	Time	Lap #	Time	Spd	Rider #	Rider Name	Age	
5	5	11	22:01:58		11	58:09	11.41	303	Rachel Jacka	29
					10	55:02	12.06	303	Rachel Jacka	29
					9	52:49	12.56	303	Rachel Jacka	29
					8	13:02:22	0.85	303	Rachel Jacka	29
					7	58:19	11.38	303	Rachel Jacka	29
					6	57:07	11.62	303	Rachel Jacka	29
					5	50:49	13.06	303	Rachel Jacka	29
					4	53:49	12.33	303	Rachel Jacka	29
					3	49:32	13.40	303	Rachel Jacka	29
					2	48:49	13.59	303	Rachel Jacka	29
					1	55:11	12.03	303	Rachel Jacka	29



Male 6+6 U18

Recent 35 Laps

Place	O'All	Laps	Time	Lap #	Time	Spd	Rider #	Rider Name	Age	
1	10	11	21:38:12		11	55:56	11.86	401	Joshua Higson	17
					10	54:44	12.12	401	Joshua Higson	17
					9	53:12	12.47	401	Joshua Higson	17
					8	12:47:14	0.86	401	Joshua Higson	17
					7	59:57	11.07	401	Joshua Higson	17
					6	56:13	11.80	401	Joshua Higson	17
					5	54:38	12.15	401	Joshua Higson	17
					4	52:19	12.68	401	Joshua Higson	17
					3	49:00	13.54	401	Joshua Higson	17
					2	44:41	14.85	401	Joshua Higson	17
					1	50:18	13.19	401	Joshua Higson	17