



Place O'All Laps

Time Lap #

Time

Spd

Rider #

Rider Name

Age

1

3

Mark Tupalski

35 23:03:56



35	45:55	14.45	8	Mark Tupalski	22
34	46:42	14.21	8	Mark Tupalski	22
33	44:42	14.85	8	Mark Tupalski	22
32	41:47	15.88	8	Mark Tupalski	22
31	38:55	17.05	8	Mark Tupalski	22
30	44:02	15.07	8	Mark Tupalski	22
29	38:01	17.46	8	Mark Tupalski	22
28	43:09	15.38	8	Mark Tupalski	22
27	40:07	16.54	8	Mark Tupalski	22
26	39:20	16.87	8	Mark Tupalski	22
25	41:28	16.00	8	Mark Tupalski	22
24	40:40	16.32	8	Mark Tupalski	22
23	42:21	15.67	8	Mark Tupalski	22
22	41:03	16.17	8	Mark Tupalski	22
21	39:42	16.72	8	Mark Tupalski	22
20	39:01	17.01	8	Mark Tupalski	22
19	40:38	16.33	8	Mark Tupalski	22
18	40:14	16.49	8	Mark Tupalski	22
17	39:36	16.76	8	Mark Tupalski	22
16	40:36	16.34	8	Mark Tupalski	22
15	38:59	17.02	8	Mark Tupalski	22
14	41:02	16.17	8	Mark Tupalski	22
13	41:05	16.15	8	Mark Tupalski	22
12	40:02	16.58	8	Mark Tupalski	22
11	38:28	17.25	8	Mark Tupalski	22
10	38:35	17.20	8	Mark Tupalski	22
9	35:48	18.54	8	Mark Tupalski	22
8	34:57	18.99	8	Mark Tupalski	22
7	35:49	18.53	8	Mark Tupalski	22
6	35:51	18.51	8	Mark Tupalski	22
5	35:19	18.79	8	Mark Tupalski	22
4	35:15	18.83	8	Mark Tupalski	22
3	35:41	18.60	8	Mark Tupalski	22
2	34:32	19.22	8	Mark Tupalski	22
1	34:34	19.20	8	Mark Tupalski	22



Recent 50 Laps

Place O'All Laps

Time Lap #

Time

Spd

Rider #

Rider Name

Age

2

20

Andrew Clark


22 21:09:56

This image shows a single sheet of white paper with horizontal blue or grey ruling lines. The lines are evenly spaced and run across the width of the page. There is no handwriting or other markings on the paper.



Male U23


Recent 50 Laps

Place	O'All	Laps	Time	Lap #	Time	Spd	Rider #	Rider Name	Age
3	39	16	22:11:28		16	1:14:14	8.94	45 James Ross	18
					15	1:00:37	10.95	45 James Ross	18
					14	55:42	11.91	45 James Ross	18
					13	1:08:53	9.63	45 James Ross	18
					12	7:41:21	1.44	45 James Ross	18
					11	1:14:27	8.91	45 James Ross	18
					10	1:04:09	10.34	45 James Ross	18
					9	56:39	11.71	45 James Ross	18
					8	1:17:48	8.53	45 James Ross	18
					7	58:29	11.35	45 James Ross	18
					6	53:02	12.51	45 James Ross	18
					5	48:17	13.74	45 James Ross	18
					4	47:45	13.90	45 James Ross	18
					3	45:34	14.56	45 James Ross	18
					2	42:30	15.61	45 James Ross	18
					1	42:01	15.79	45 James Ross	18
James Ross									



Female U23

Recent 50 Laps

Place	O'All	Laps	Time	Lap #	Time	Spd	Rider #	Rider Name	Age					
1	9	10	23:07:26		10	1:14:15	8.94	107	Ronja Hill-Wright SS	21				
					9	15:19:36	0.72	107	Ronja Hill-Wright SS	21				
					8	51:17	12.94	107	Ronja Hill-Wright SS	21				
					7	52:45	12.58	107	Ronja Hill-Wright SS	21				
					6	56:43	11.70	107	Ronja Hill-Wright SS	21				
					5	51:41	12.84	107	Ronja Hill-Wright SS	21				
					4	45:32	14.57	107	Ronja Hill-Wright SS	21				
					3	44:53	14.78	107	Ronja Hill-Wright SS	21				
					2	43:51	15.13	107	Ronja Hill-Wright SS	21				
					1	46:53	14.15	107	Ronja Hill-Wright SS	21				

[illegible]



Age



21	1:09:44	9.52	38	Justin Frith	24
20	56:13	11.80	38	Justin Frith	24
19	58:22	11.37	38	Justin Frith	24
18	58:07	11.42	38	Justin Frith	24
17	1:02:22	10.64	38	Justin Frith	24
16	57:17	11.58	38	Justin Frith	24
15	53:36	12.38	38	Justin Frith	24
14	55:00	12.07	38	Justin Frith	24
13	54:36	12.15	38	Justin Frith	24
12	1:15:55	8.74	38	Justin Frith	24
11	1:40:35	6.60	38	Justin Frith	24
10	1:20:56	8.20	38	Justin Frith	24
9	1:15:51	8.75	38	Justin Frith	24
8	1:15:05	8.84	38	Justin Frith	24
7	1:02:24	10.63	38	Justin Frith	24
6	54:27	12.19	38	Justin Frith	24
5	56:25	11.76	38	Justin Frith	24
4	57:50	11.47	38	Justin Frith	24
3	51:18	12.94	38	Justin Frith	24
2	47:44	13.90	38	Justin Frith	24
1	46:27	14.29	38	Justin Frith	24

Place	O'All	Laps	Time	Lap #	Time	Spd	Rider #	Rider Name	Age
-------	-------	------	------	-------	------	-----	---------	------------	-----

3

43

Jason Harrod

15 22:25:51




15	1:24:05	7.89	6	Jason Harrod	24
14	2:23:37	4.62	6	Jason Harrod	24
13	1:46:40	6.22	6	Jason Harrod	24
12	4:27:33	2.48	6	Jason Harrod	24
11	1:25:33	7.76	6	Jason Harrod	24
10	1:31:08	7.28	6	Jason Harrod	24
9	1:11:59	9.22	6	Jason Harrod	24
8	1:51:47	5.94	6	Jason Harrod	24
7	1:07:18	9.86	6	Jason Harrod	24
6	1:00:29	10.97	6	Jason Harrod	24
5	57:31	11.54	6	Jason Harrod	24
4	52:50	12.56	6	Jason Harrod	24
3	50:33	13.13	6	Jason Harrod	24
2	48:24	13.71	6	Jason Harrod	24
1	46:24	14.30	6	Jason Harrod	24



Male 23_29


Recent 50 Laps

Place	O'All	Laps	Time	Lap #	Time	Spd	Rider #	Rider Name	Age					
4	44	14	8:55:04		14	38:10	17.39	10	Sam Chancellor	26				
					13	38:06	17.42	10	Sam Chancellor	26				
					12	37:08	17.87	10	Sam Chancellor	26				
					11	35:30	18.69	10	Sam Chancellor	26				
					10	44:34	14.89	10	Sam Chancellor	26				
					9	47:11	14.06	10	Sam Chancellor	26				
					8	44:10	15.02	10	Sam Chancellor	26				
					7	41:03	16.17	10	Sam Chancellor	26				
					6	36:26	18.21	10	Sam Chancellor	26				
					5	34:30	19.23	10	Sam Chancellor	26				
					4	33:23	19.88	10	Sam Chancellor	26				
					3	35:46	18.55	10	Sam Chancellor	26				
					2	34:26	19.27	10	Sam Chancellor	26				
					1	34:41	19.13	10	Sam Chancellor	26				



Male 23_29

Recent 50 Laps

Place	O'All	Laps	Time	Lap #	Time	Spd	Rider #	Rider Name	Age					
5	50	13	8:46:03		13	41:16	16.08	56	Scott Chancellor	23				
					12	40:46	16.28	56	Scott Chancellor	23				
					11	37:56	17.49	56	Scott Chancellor	23				
					10	39:21	16.86	56	Scott Chancellor	23				
					9	38:21	17.30	56	Scott Chancellor	23				
					8	38:10	17.39	56	Scott Chancellor	23				
					7	46:57	14.13	56	Scott Chancellor	23				
					6	43:13	15.36	56	Scott Chancellor	23				
					5	35:55	18.48	56	Scott Chancellor	23				
					4	35:33	18.67	56	Scott Chancellor	23				
					3	37:28	17.71	56	Scott Chancellor	23				
					2	42:31	15.61	56	Scott Chancellor	23				
					1	48:36	13.65	56	Scott Chancellor	23				



Age



10	54:48	12.11	34	Alistair Gribble SS	28
9	1:13:55	8.98	34	Alistair Gribble SS	28
8	54:38	12.15	34	Alistair Gribble SS	28
7	54:34	12.16	34	Alistair Gribble SS	28
6	49:25	13.43	34	Alistair Gribble SS	28
5	49:42	13.35	34	Alistair Gribble SS	28
4	48:26	13.70	34	Alistair Gribble SS	28
3	48:19	13.73	34	Alistair Gribble SS	28
2	46:57	14.13	34	Alistair Gribble SS	28
1	46:06	14.39	34	Alistair Gribble SS	28



Age



9	48:01	13.82	7	Joel McFarlane-Roberts SS	29
8	2:15:58	4.88	7	Joel McFarlane-Roberts SS	29
7	13:26:14	0.82	7	Joel McFarlane-Roberts SS	29
6	1:58:15	5.61	7	Joel McFarlane-Roberts SS	29
5	1:13:44	9.00	7	Joel McFarlane-Roberts SS	29
4	45:22	14.63	7	Joel McFarlane-Roberts SS	29
3	46:02	14.42	7	Joel McFarlane-Roberts SS	29
2	45:46	14.50	7	Joel McFarlane-Roberts SS	29
1	42:06	15.76	7	Joel McFarlane-Roberts SS	29



Age



Bethany Thompson

8	1:03:36	10.43	105	Bethany Thompson	27
7	54:22	12.21	105	Bethany Thompson	27
6	52:45	12.58	105	Bethany Thompson	27
5	49:57	13.29	105	Bethany Thompson	27
4	49:10	13.50	105	Bethany Thompson	27
3	49:00	13.54	105	Bethany Thompson	27
2	46:56	14.14	105	Bethany Thompson	27
1	49:35	13.38	105	Bethany Thompson	27

Place O'All Laps

Time Lap #

Time

Spd

Rider #

Rider Name

Age

1

1

Jason English

36 22:41:27



Place O'All Laps

Time Lap

Time

Spd

Rider #

Rider Name

Age

2

4

Andrew Hall

32 22:59:36





Male 30_34

Recent 50 Laps

Place	O'All	Laps	Time	Lap #	Time	Spd	Rider #	Rider Name	Age	
3	7	29	22:55:56							
Thule-Trailmix (Jacky Boisset)				29	51:47	12.81	12	Jacky Boisset	32	
				28	54:47	12.11	12	Jacky Boisset	32	
				27	49:12	13.49	12	Jacky Boisset	32	
				26	47:48	13.88	12	Jacky Boisset	32	
				25	47:49	13.88	12	Jacky Boisset	32	
				24	47:25	14.00	12	Jacky Boisset	32	
				23	48:48	13.60	12	Jacky Boisset	32	
				22	50:57	13.02	12	Jacky Boisset	32	
				21	46:36	14.24	12	Jacky Boisset	32	
				20	47:27	13.99	12	Jacky Boisset	32	
				19	51:19	12.93	12	Jacky Boisset	32	
				18	52:03	12.75	12	Jacky Boisset	32	
				17	52:56	12.54	12	Jacky Boisset	32	
				16	50:36	13.11	12	Jacky Boisset	32	
				15	49:58	13.28	12	Jacky Boisset	32	
				14	51:12	12.96	12	Jacky Boisset	32	
				13	50:03	13.26	12	Jacky Boisset	32	
				12	46:38	14.23	12	Jacky Boisset	32	
				11	45:36	14.55	12	Jacky Boisset	32	
				10	46:02	14.42	12	Jacky Boisset	32	
				9	48:41	13.63	12	Jacky Boisset	32	
				8	42:34	15.59	12	Jacky Boisset	32	
				7	42:49	15.50	12	Jacky Boisset	32	
				6	42:02	15.79	12	Jacky Boisset	32	
				5	42:24	15.65	12	Jacky Boisset	32	
				4	42:04	15.77	12	Jacky Boisset	32	
				3	42:43	15.53	12	Jacky Boisset	32	
				2	42:05	15.77	12	Jacky Boisset	32	
				1	41:35	15.96	12	Jacky Boisset	32	



Age



28	54:16	12.23	50	Nathan Versey	30
27	58:55	11.26	50	Nathan Versey	30
26	59:01	11.24	50	Nathan Versey	30
25	49:53	13.30	50	Nathan Versey	30
24	58:36	11.32	50	Nathan Versey	30
23	57:37	11.52	50	Nathan Versey	30
22	1:07:58	9.76	50	Nathan Versey	30
21	58:20	11.38	50	Nathan Versey	30
20	56:20	11.78	50	Nathan Versey	30
19	48:51	13.58	50	Nathan Versey	30
18	57:50	11.47	50	Nathan Versey	30
17	52:24	12.66	50	Nathan Versey	30
16	48:24	13.71	50	Nathan Versey	30
15	49:20	13.45	50	Nathan Versey	30
14	45:28	14.60	50	Nathan Versey	30
13	44:34	14.89	50	Nathan Versey	30
12	47:52	13.86	50	Nathan Versey	30
11	46:00	14.43	50	Nathan Versey	30
10	47:13	14.05	50	Nathan Versey	30
9	46:09	14.38	50	Nathan Versey	30
8	44:40	14.86	50	Nathan Versey	30
7	43:53	15.12	50	Nathan Versey	30
6	42:18	15.69	50	Nathan Versey	30
5	40:54	16.22	50	Nathan Versey	30
4	41:14	16.09	50	Nathan Versey	30
3	40:19	16.46	50	Nathan Versey	30
2	39:19	16.88	50	Nathan Versey	30
1	38:27	17.26	50	Nathan Versey	30

Place O'All Laps

Time Lap

Time

Spd

Rider #

Rider Name

Age

5

13

25 22:29:23




David Coyles SS

[illegible]



Male 30_34


Recent 50 Laps

Place	O'All	Laps	Time	Lap #	Time	Spd	Rider #	Rider Name	Age	
6	22	22	22:12:52		22	1:02:37	10.60	44	Andrew Kingston SS	34
					21	1:00:09	11.03	44	Andrew Kingston SS	34
					20	1:01:57	10.71	44	Andrew Kingston SS	34
					19	1:36:39	6.87	44	Andrew Kingston SS	34
					18	1:06:12	10.02	44	Andrew Kingston SS	34
					17	59:29	11.16	44	Andrew Kingston SS	34
					16	1:07:23	9.85	44	Andrew Kingston SS	34
					15	59:37	11.13	44	Andrew Kingston SS	34
					14	1:36:55	6.85	44	Andrew Kingston SS	34
					13	55:13	12.02	44	Andrew Kingston SS	34
					12	1:06:17	10.01	44	Andrew Kingston SS	34
					11	54:37	12.15	44	Andrew Kingston SS	34
					10	57:42	11.50	44	Andrew Kingston SS	34
					9	52:07	12.73	44	Andrew Kingston SS	34
					8	1:14:24	8.92	44	Andrew Kingston SS	34
					7	51:23	12.91	44	Andrew Kingston SS	34
					6	55:09	12.03	44	Andrew Kingston SS	34
					5	49:44	13.34	44	Andrew Kingston SS	34
					4	50:55	13.03	44	Andrew Kingston SS	34
					3	44:45	14.83	44	Andrew Kingston SS	34
					2	46:16	14.34	44	Andrew Kingston SS	34
					1	43:22	15.30	44	Andrew Kingston SS	34



Male 30_34

Recent 50 Laps

Place	O'All	Laps	Time	Lap #	Time	Spd	Rider #	Rider Name	Age	
7	30	19	23:03:31		19	58:17	11.39	39	Cameron Dalton	33
					18	56:38	11.72	39	Cameron Dalton	33
					17	56:29	11.75	39	Cameron Dalton	33
					16	5:26:53	2.03	39	Cameron Dalton	33
					15	1:06:18	10.01	39	Cameron Dalton	33
					14	1:29:04	7.45	39	Cameron Dalton	33
					13	1:02:55	10.55	39	Cameron Dalton	33
					12	1:06:08	10.03	39	Cameron Dalton	33
					11	1:14:09	8.95	39	Cameron Dalton	33
					10	1:01:19	10.82	39	Cameron Dalton	33
					9	57:46	11.49	39	Cameron Dalton	33
					8	1:07:56	9.77	39	Cameron Dalton	33
					7	51:25	12.91	39	Cameron Dalton	33
					6	55:40	11.92	39	Cameron Dalton	33
					5	51:14	12.95	39	Cameron Dalton	33
					4	47:36	13.94	39	Cameron Dalton	33
					3	45:03	14.73	39	Cameron Dalton	33
					2	44:59	14.75	39	Cameron Dalton	33
					1	43:42	15.19	39	Cameron Dalton	33
Cameron Dalton										



Male 30_34


Recent 50 Laps

Place	O'All	Laps	Time	Lap #	Time	Spd	Rider #	Rider Name	Age
8	34	18	22:59:22		18	48:43	13.62	20 Robert Davis	31
					17	47:08	14.08	20 Robert Davis	31
					16	45:14	14.67	20 Robert Davis	31
					15	43:26	15.28	20 Robert Davis	31
					14	10:06:51	1.09	20 Robert Davis	31
					13	50:30	13.14	20 Robert Davis	31
					12	54:41	12.14	20 Robert Davis	31
					11	48:47	13.60	20 Robert Davis	31
					10	46:51	14.16	20 Robert Davis	31
					9	46:34	14.25	20 Robert Davis	31
					8	44:38	14.87	20 Robert Davis	31
					7	44:34	14.89	20 Robert Davis	31
					6	43:26	15.28	20 Robert Davis	31
					5	41:56	15.83	20 Robert Davis	31
					4	42:04	15.77	20 Robert Davis	31
					3	41:30	15.99	20 Robert Davis	31
					2	40:30	16.39	20 Robert Davis	31
					1	41:59	15.81	20 Robert Davis	31
Robert Davis									



Male 30_34

Recent 50 Laps

Place	O'All	Laps	Time	Lap #	Time	Spd	Rider #	Rider Name	Age	
9	37	17	22:36:52		17	1:08:25	9.70	28	Angus Mckay	33
					16	1:04:08	10.35	28	Angus Mckay	33
					15	4:02:46	2.73	28	Angus Mckay	33
					14	1:40:28	6.61	28	Angus Mckay	33
					13	1:43:01	6.44	28	Angus Mckay	33
					12	1:22:44	8.02	28	Angus Mckay	33
					11	1:22:36	8.03	28	Angus Mckay	33
					10	1:24:29	7.85	28	Angus Mckay	33
					9	1:15:20	8.81	28	Angus Mckay	33
					8	1:07:13	9.87	28	Angus Mckay	33
					7	1:14:41	8.89	28	Angus Mckay	33
					6	53:31	12.40	28	Angus Mckay	33
					5	1:03:47	10.40	28	Angus Mckay	33
					4	51:20	12.93	28	Angus Mckay	33
					3	48:31	13.68	28	Angus Mckay	33
					2	47:17	14.03	28	Angus Mckay	33
					1	46:35	14.25	28	Angus Mckay	33
Angus Mckay										

Place O'All Laps

Time Lap #

Time

Spd

Rider #

Rider Name

Age

10

41

16 22:54:20



Ben Hallowell SS

[illegible]

Place O'All Laps

Time Lap #

Time

Spd

Rider #

Rider Name

Age

11

45

14 9:46:58



Shane Taylor

[illegible]



Age




14	1:03:03	10.52	43	Phillip Banks SS	34
13	49:42	13.35	43	Phillip Banks SS	34
12	47:57	13.84	43	Phillip Banks SS	34
11	50:29	13.14	43	Phillip Banks SS	34
10	43:58	15.09	43	Phillip Banks SS	34
9	44:48	14.81	43	Phillip Banks SS	34
8	41:24	16.03	43	Phillip Banks SS	34
7	43:03	15.41	43	Phillip Banks SS	34
6	42:17	15.69	43	Phillip Banks SS	34
5	40:31	16.38	43	Phillip Banks SS	34
4	38:41	17.15	43	Phillip Banks SS	34
3	37:42	17.60	43	Phillip Banks SS	34
2	37:53	17.52	43	Phillip Banks SS	34
1	38:05	17.42	43	Phillip Banks SS	34



Male 30_34

Recent 50 Laps

Place	O'All	Laps	Time	Lap #	Time	Spd	Rider #	Rider Name	Age	
13	51	12	7:50:09		12	43:03	15.41	35	Matt Hand	33
					11	40:38	16.33	35	Matt Hand	33
					10	41:50	15.86	35	Matt Hand	33
					9	43:53	15.12	35	Matt Hand	33
					8	40:01	16.58	35	Matt Hand	33
					7	38:50	17.09	35	Matt Hand	33
					6	38:31	17.23	35	Matt Hand	33
					5	37:31	17.69	35	Matt Hand	33
					4	36:43	18.07	35	Matt Hand	33
					3	36:28	18.20	35	Matt Hand	33
					2	36:14	18.31	35	Matt Hand	33
					1	36:27	18.21	35	Matt Hand	33

Place O'All Laps

Time Lap #

Time

Spd

Rider #

Rider Name

Age

14

52

12 22:49:05



Nathan Schubert

12	51:08	12.98	24	Nathan Schubert	33
11	53:58	12.30	24	Nathan Schubert	33
10	48:47	13.60	24	Nathan Schubert	33
9	12:36:09	0.88	24	Nathan Schubert	33
8	1:43:14	6.43	24	Nathan Schubert	33
7	54:57	12.08	24	Nathan Schubert	33
6	52:10	12.72	24	Nathan Schubert	33
5	56:09	11.82	24	Nathan Schubert	33
4	50:30	13.14	24	Nathan Schubert	33
3	47:51	13.87	24	Nathan Schubert	33
2	47:43	13.91	24	Nathan Schubert	33
1	46:29	14.28	24	Nathan Schubert	33



1



Age



27	49:06	13.52	109	Liz Smith	32
26	55:19	12.00	109	Liz Smith	32
25	53:31	12.40	109	Liz Smith	32
24	54:30	12.18	109	Liz Smith	32
23	54:22	12.21	109	Liz Smith	32
22	55:05	12.05	109	Liz Smith	32
21	53:59	12.29	109	Liz Smith	32
20	53:46	12.34	109	Liz Smith	32
19	55:26	11.97	109	Liz Smith	32
18	55:41	11.92	109	Liz Smith	32
17	52:24	12.66	109	Liz Smith	32
16	52:06	12.74	109	Liz Smith	32
15	49:55	13.29	109	Liz Smith	32
14	49:56	13.29	109	Liz Smith	32
13	50:38	13.11	109	Liz Smith	32
12	48:52	13.58	109	Liz Smith	32
11	48:45	13.61	109	Liz Smith	32
10	50:30	13.14	109	Liz Smith	32
9	47:12	14.06	109	Liz Smith	32
8	50:44	13.08	109	Liz Smith	32
7	43:55	15.11	109	Liz Smith	32
6	44:53	14.78	109	Liz Smith	32
5	44:21	14.96	109	Liz Smith	32
4	44:33	14.90	109	Liz Smith	32
3	45:07	14.71	109	Liz Smith	32
2	44:07	15.04	109	Liz Smith	32
1	47:18	14.03	109	Liz Smith	32




Age



23	1:02:14	10.66	103	Prita Jobling-Baker	33
22	1:10:06	9.47	103	Prita Jobling-Baker	33
21	1:03:59	10.37	103	Prita Jobling-Baker	33
20	1:14:34	8.90	103	Prita Jobling-Baker	33
19	1:02:45	10.58	103	Prita Jobling-Baker	33
18	59:16	11.20	103	Prita Jobling-Baker	33
17	57:10	11.61	103	Prita Jobling-Baker	33
16	55:59	11.85	103	Prita Jobling-Baker	33
15	55:14	12.01	103	Prita Jobling-Baker	33
14	55:55	11.87	103	Prita Jobling-Baker	33
13	58:38	11.32	103	Prita Jobling-Baker	33
12	54:16	12.23	103	Prita Jobling-Baker	33
11	52:13	12.71	103	Prita Jobling-Baker	33
10	50:07	13.24	103	Prita Jobling-Baker	33
9	52:01	12.76	103	Prita Jobling-Baker	33
8	58:50	11.28	103	Prita Jobling-Baker	33
7	47:25	14.00	103	Prita Jobling-Baker	33
6	45:54	14.46	103	Prita Jobling-Baker	33
5	46:20	14.32	103	Prita Jobling-Baker	33
4	45:26	14.61	103	Prita Jobling-Baker	33
3	45:27	14.60	103	Prita Jobling-Baker	33
2	45:31	14.58	103	Prita Jobling-Baker	33
1	47:42	13.91	103	Prita Jobling-Baker	33



Place	O'All	Laps	Time	Lap #	Time	Spd	Rider #	Rider Name	Age	
4	8	17	22:28:28		17	1:44:41	6.34	108	Gwynn Le Maitre	31
					16	57:19	11.58	108	Gwynn Le Maitre	31
					15	3:54:26	2.83	108	Gwynn Le Maitre	31
					14	1:32:52	7.15	108	Gwynn Le Maitre	31
					13	1:01:57	10.71	108	Gwynn Le Maitre	31
					12	2:11:28	5.05	108	Gwynn Le Maitre	31
					11	1:01:17	10.83	108	Gwynn Le Maitre	31
					10	1:41:18	6.55	108	Gwynn Le Maitre	31
					9	59:20	11.18	108	Gwynn Le Maitre	31
					8	1:03:32	10.44	108	Gwynn Le Maitre	31
					7	55:42	11.91	108	Gwynn Le Maitre	31
					6	1:07:51	9.78	108	Gwynn Le Maitre	31
					5	51:13	12.96	108	Gwynn Le Maitre	31
					4	58:43	11.30	108	Gwynn Le Maitre	31
					3	50:01	13.27	108	Gwynn Le Maitre	31
					2	47:51	13.87	108	Gwynn Le Maitre	31
					1	48:57	13.56	108	Gwynn Le Maitre	31
Gwynn Le Maitre										



Age



31	58:14	11.40	3	Brett Bellchambers SS	39
30	52:47	12.57	3	Brett Bellchambers SS	39
29	50:49	13.06	3	Brett Bellchambers SS	39
28	48:55	13.57	3	Brett Bellchambers SS	39
27	49:15	13.47	3	Brett Bellchambers SS	39
26	51:45	12.82	3	Brett Bellchambers SS	39
25	51:47	12.81	3	Brett Bellchambers SS	39
24	48:21	13.72	3	Brett Bellchambers SS	39
23	45:43	14.52	3	Brett Bellchambers SS	39
22	46:07	14.39	3	Brett Bellchambers SS	39
21	46:36	14.24	3	Brett Bellchambers SS	39
20	45:42	14.52	3	Brett Bellchambers SS	39
19	42:03	15.78	3	Brett Bellchambers SS	39
18	45:49	14.48	3	Brett Bellchambers SS	39
17	43:46	15.16	3	Brett Bellchambers SS	39
16	46:45	14.19	3	Brett Bellchambers SS	39
15	44:43	14.84	3	Brett Bellchambers SS	39
14	44:16	14.99	3	Brett Bellchambers SS	39
13	41:04	16.16	3	Brett Bellchambers SS	39
12	42:28	15.63	3	Brett Bellchambers SS	39
11	42:47	15.51	3	Brett Bellchambers SS	39
10	42:09	15.74	3	Brett Bellchambers SS	39
9	39:09	16.95	3	Brett Bellchambers SS	39
8	38:40	17.16	3	Brett Bellchambers SS	39
7	38:57	17.04	3	Brett Bellchambers SS	39
6	38:52	17.07	3	Brett Bellchambers SS	39
5	38:20	17.31	3	Brett Bellchambers SS	39
4	37:03	17.91	3	Brett Bellchambers SS	39
3	36:36	18.13	3	Brett Bellchambers SS	39
2	35:55	18.48	3	Brett Bellchambers SS	39
1	34:46	19.09	3	Brett Bellchambers SS	39



Age



27	59:37	11.13	31	David Speering SS	38
26	1:02:16	10.66	31	David Speering SS	38
25	54:22	12.21	31	David Speering SS	38
24	56:45	11.69	31	David Speering SS	38
23	51:03	13.00	31	David Speering SS	38
22	1:19:04	8.39	31	David Speering SS	38
21	1:01:19	10.82	31	David Speering SS	38
20	51:13	12.96	31	David Speering SS	38
19	57:32	11.53	31	David Speering SS	38
18	48:30	13.68	31	David Speering SS	38
17	49:30	13.41	31	David Speering SS	38
16	49:39	13.37	31	David Speering SS	38
15	44:51	14.80	31	David Speering SS	38
14	45:42	14.52	31	David Speering SS	38
13	45:17	14.65	31	David Speering SS	38
12	57:10	11.61	31	David Speering SS	38
11	43:50	15.14	31	David Speering SS	38
10	45:06	14.71	31	David Speering SS	38
9	43:15	15.34	31	David Speering SS	38
8	42:58	15.44	31	David Speering SS	38
7	45:25	14.61	31	David Speering SS	38
6	42:37	15.57	31	David Speering SS	38
5	42:35	15.58	31	David Speering SS	38
4	43:08	15.38	31	David Speering SS	38
3	43:54	15.12	31	David Speering SS	38
2	42:48	15.50	31	David Speering SS	38
1	41:57	15.82	31	David Speering SS	38

Place	O'All	Laps
1	1	1
2	2	2
3	3	3
4	4	4
5	5	5
6	6	6
7	7	7
8	8	8
9	9	9
10	10	10
11	11	11
12	12	12
13	13	13
14	14	14
15	15	15
16	16	16
17	17	17
18	18	18
19	19	19
20	20	20
21	21	21
22	22	22
23	23	23
24	24	24
25	25	25
26	26	26
27	27	27
28	28	28
29	29	29
30	30	30
31	31	31
32	32	32
33	33	33
34	34	34
35	35	35
36	36	36
37	37	37
38	38	38
39	39	39
40	40	40
41	41	41
42	42	42
43	43	43
44	44	44
45	45	45
46	46	46
47	47	47
48	48	48
49	49	49
50	50	50
51	51	51
52	52	52
53	53	53
54	54	54
55	55	55
56	56	56
57	57	57
58	58	58
59	59	59
60	60	60
61	61	61
62	62	62
63	63	63
64	64	64
65	65	65
66	66	66
67	67	67
68	68	68
69	69	69
70	70	70
71	71	71
72	72	72
73	73	73
74	74	74
75	75	75
76	76	76
77	77	77
78	78	78
79	79	79
80	80	80
81	81	81
82	82	82
83	83	83
84	84	84
85	85	85
86	86	86
87	87	87
88	88	88
89	89	89
90	90	90
91	91	91
92	92	92
93	93	93
94	94	94
95	95	95
96	96	96
97	97	97
98	98	98
99	99	99
100	100	100

Time **Lap #**

Time

Spd

Rider #

Rider Name

Age

3

15

24 15:11:48



Stuart Brown

[illegible]



Age

17

Chris Schofield

24 23:01:43

[illegible]



Age




21	51:20	12.93	26	Phil White SS	39
20	53:24	12.43	26	Phil White SS	39
19	55:46	11.90	26	Phil White SS	39
18	57:23	11.56	26	Phil White SS	39
17	58:20	11.38	26	Phil White SS	39
16	58:22	11.37	26	Phil White SS	39
15	5:05:28	2.17	26	Phil White SS	39
14	1:02:04	10.69	26	Phil White SS	39
13	57:31	11.54	26	Phil White SS	39
12	1:35:13	6.97	26	Phil White SS	39
11	49:22	13.44	26	Phil White SS	39
10	52:46	12.58	26	Phil White SS	39
9	54:08	12.26	26	Phil White SS	39
8	1:11:10	9.32	26	Phil White SS	39
7	46:53	14.15	26	Phil White SS	39
6	46:26	14.29	26	Phil White SS	39
5	45:15	14.67	26	Phil White SS	39
4	45:27	14.60	26	Phil White SS	39
3	41:09	16.13	26	Phil White SS	39
2	39:44	16.70	26	Phil White SS	39
1	41:53	15.84	26	Phil White SS	39



Male 35_39

Recent 50 Laps

Place	O'All	Laps	Time	Lap #	Time	Spd	Rider #	Rider Name	Age	
6	28	19	22:22:59		19	1:08:10	9.73	42	Rod Gisik	38
					18	1:01:16	10.83	42	Rod Gisik	38
					17	58:18	11.38	42	Rod Gisik	38
					16	59:40	11.12	42	Rod Gisik	38
					15	1:04:49	10.24	42	Rod Gisik	38
					14	4:25:28	2.50	42	Rod Gisik	38
					13	1:06:07	10.04	42	Rod Gisik	38
					12	1:32:34	7.17	42	Rod Gisik	38
					11	1:01:12	10.84	42	Rod Gisik	38
					10	55:15	12.01	42	Rod Gisik	38
					9	1:51:43	5.94	42	Rod Gisik	38
					8	56:03	11.84	42	Rod Gisik	38
					7	49:43	13.35	42	Rod Gisik	38
					6	48:31	13.68	42	Rod Gisik	38
					5	46:56	14.14	42	Rod Gisik	38
					4	44:00	15.08	42	Rod Gisik	38
					3	44:27	14.93	42	Rod Gisik	38
					2	45:01	14.74	42	Rod Gisik	38
					1	43:46	15.16	42	Rod Gisik	38
Rod Gisik										

Place O'All Laps

Time Lap #

Time

Spd

Rider #

Rider Name

Age

7

32

18 17:29:22



Sydney Eco-Cabs (Sam Warmington SS)

18	1:10:55	9.36	9	Sam Warmington SS	36
17	1:06:04	10.04	9	Sam Warmington SS	36
16	1:04:27	10.30	9	Sam Warmington SS	36
15	59:49	11.09	9	Sam Warmington SS	36
14	1:04:27	10.30	9	Sam Warmington SS	36
13	1:09:44	9.52	9	Sam Warmington SS	36
12	1:03:12	10.50	9	Sam Warmington SS	36
11	59:58	11.07	9	Sam Warmington SS	36
10	57:22	11.57	9	Sam Warmington SS	36
9	54:30	12.18	9	Sam Warmington SS	36
8	58:45	11.30	9	Sam Warmington SS	36
7	57:32	11.53	9	Sam Warmington SS	36
6	51:05	12.99	9	Sam Warmington SS	36
5	53:03	12.51	9	Sam Warmington SS	36
4	55:32	11.95	9	Sam Warmington SS	36
3	49:48	13.33	9	Sam Warmington SS	36
2	47:53	13.86	9	Sam Warmington SS	36
1	45:16	14.66	9	Sam Warmington SS	36



Age



17	53:40	12.37	40	Kieran Laughton	36
16	52:40	12.60	40	Kieran Laughton	36
15	51:09	12.97	40	Kieran Laughton	36
14	49:36	13.38	40	Kieran Laughton	36
13	54:51	12.10	40	Kieran Laughton	36
12	8:29:04	1.30	40	Kieran Laughton	36
11	59:35	11.14	40	Kieran Laughton	36
10	55:47	11.90	40	Kieran Laughton	36
9	50:53	13.04	40	Kieran Laughton	36
8	1:27:33	7.58	40	Kieran Laughton	36
7	49:10	13.50	40	Kieran Laughton	36
6	46:13	14.36	40	Kieran Laughton	36
5	46:27	14.29	40	Kieran Laughton	36
4	44:10	15.02	40	Kieran Laughton	36
3	44:46	14.82	40	Kieran Laughton	36
2	45:00	14.75	40	Kieran Laughton	36
1	43:45	15.17	40	Kieran Laughton	36

Place O'All Laps

Time Lap

Time

Spd

Rider #

Rider Name

Age

9

48

14 10:45:16




Aaron Thomson

14	57:20	11.57	46	Aaron Thomson	35
13	52:50	12.56	46	Aaron Thomson	35
12	50:59	13.02	46	Aaron Thomson	35
11	46:48	14.18	46	Aaron Thomson	35
10	46:35	14.25	46	Aaron Thomson	35
9	46:08	14.38	46	Aaron Thomson	35
8	45:23	14.62	46	Aaron Thomson	35
7	42:59	15.44	46	Aaron Thomson	35
6	40:33	16.36	46	Aaron Thomson	35
5	42:23	15.66	46	Aaron Thomson	35
4	42:47	15.51	46	Aaron Thomson	35
3	43:29	15.26	46	Aaron Thomson	35
2	44:06	15.05	46	Aaron Thomson	35
1	42:56	15.46	46	Aaron Thomson	35



Male 35_39

Recent 50 Laps

Place	O'All	Laps	Time	Lap #	Time	Spd	Rider #	Rider Name	Age	
10	49	14	13:39:57		14	2:29:27	4.44	16	Mark Astley	37
					13	1:09:31	9.55	16	Mark Astley	37
					12	54:42	12.13	16	Mark Astley	37
					11	58:09	11.41	16	Mark Astley	37
					10	56:28	11.75	16	Mark Astley	37
					9	52:20	12.68	16	Mark Astley	37
					8	53:30	12.40	16	Mark Astley	37
					7	54:29	12.18	16	Mark Astley	37
					6	50:31	13.14	16	Mark Astley	37
					5	48:10	13.78	16	Mark Astley	37
					4	44:54	14.78	16	Mark Astley	37
					3	42:31	15.61	16	Mark Astley	37
					2	43:11	15.37	16	Mark Astley	37
					1	42:04	15.77	16	Mark Astley	37



Age



11	1:44:50	6.33	47	Michael Sutinen	37
10	51:54	12.79	47	Michael Sutinen	37
9	56:15	11.80	47	Michael Sutinen	37
8	57:25	11.56	47	Michael Sutinen	37
7	1:13:52	8.98	47	Michael Sutinen	37
6	46:29	14.28	47	Michael Sutinen	37
5	48:19	13.73	47	Michael Sutinen	37
4	50:47	13.07	47	Michael Sutinen	37
3	48:15	13.75	47	Michael Sutinen	37
2	49:26	13.42	47	Michael Sutinen	37
1	46:19	14.33	47	Michael Sutinen	37

Place O'All Laps

Time Lap #

Time

Spd

Rider #

Rider Name

Age

12

58

8 22:01:07



Timothy Stubenrauch

8	1:38:55	6.71	22	Timothy Stubenrauch	36
7	1:42:28	6.48	22	Timothy Stubenrauch	36
6	10:01:46	1.10	22	Timothy Stubenrauch	36
5	2:17:17	4.83	22	Timothy Stubenrauch	36
4	1:41:44	6.52	22	Timothy Stubenrauch	36
3	1:38:49	6.72	22	Timothy Stubenrauch	36
2	1:40:19	6.62	22	Timothy Stubenrauch	36
1	1:19:49	8.31	22	Timothy Stubenrauch	36



Age



6	1:00:00	11.06	29	Martin Handley	39
5	42:27	15.63	29	Martin Handley	39
4	39:38	16.74	29	Martin Handley	39
3	39:31	16.79	29	Martin Handley	39
2	36:55	17.98	29	Martin Handley	39
1	36:13	18.32	29	Martin Handley	39



Age



27	1:03:08	10.51	101	Bec Parkes SS	38
26	56:00	11.85	101	Bec Parkes SS	38
25	53:58	12.30	101	Bec Parkes SS	38
24	56:43	11.70	101	Bec Parkes SS	38
23	55:29	11.96	101	Bec Parkes SS	38
22	51:04	12.99	101	Bec Parkes SS	38
21	53:40	12.37	101	Bec Parkes SS	38
20	52:09	12.72	101	Bec Parkes SS	38
19	52:45	12.58	101	Bec Parkes SS	38
18	52:58	12.53	101	Bec Parkes SS	38
17	52:45	12.58	101	Bec Parkes SS	38
16	54:20	12.21	101	Bec Parkes SS	38
15	54:28	12.18	101	Bec Parkes SS	38
14	50:49	13.06	101	Bec Parkes SS	38
13	51:11	12.97	101	Bec Parkes SS	38
12	50:23	13.17	101	Bec Parkes SS	38
11	48:12	13.77	101	Bec Parkes SS	38
10	49:34	13.39	101	Bec Parkes SS	38
9	48:58	13.55	101	Bec Parkes SS	38
8	47:18	14.03	101	Bec Parkes SS	38
7	45:09	14.70	101	Bec Parkes SS	38
6	47:28	13.98	101	Bec Parkes SS	38
5	46:06	14.39	101	Bec Parkes SS	38
4	44:00	15.08	101	Bec Parkes SS	38
3	43:43	15.18	101	Bec Parkes SS	38
2	42:44	15.53	101	Bec Parkes SS	38
1	45:06	14.71	101	Bec Parkes SS	38



Age



27	46:19	14.33	104	Felicity Wardlaw	35
26	48:40	13.64	104	Felicity Wardlaw	35
25	48:14	13.76	104	Felicity Wardlaw	35
24	49:39	13.37	104	Felicity Wardlaw	35
23	1:04:19	10.32	104	Felicity Wardlaw	35
22	55:00	12.07	104	Felicity Wardlaw	35
21	1:00:50	10.91	104	Felicity Wardlaw	35
20	59:14	11.20	104	Felicity Wardlaw	35
19	59:38	11.13	104	Felicity Wardlaw	35
18	54:01	12.29	104	Felicity Wardlaw	35
17	55:24	11.98	104	Felicity Wardlaw	35
16	53:30	12.40	104	Felicity Wardlaw	35
15	51:25	12.91	104	Felicity Wardlaw	35
14	53:54	12.31	104	Felicity Wardlaw	35
13	49:50	13.32	104	Felicity Wardlaw	35
12	50:47	13.07	104	Felicity Wardlaw	35
11	49:41	13.36	104	Felicity Wardlaw	35
10	47:34	13.95	104	Felicity Wardlaw	35
9	48:08	13.79	104	Felicity Wardlaw	35
8	45:28	14.60	104	Felicity Wardlaw	35
7	47:20	14.02	104	Felicity Wardlaw	35
6	45:32	14.57	104	Felicity Wardlaw	35
5	46:13	14.36	104	Felicity Wardlaw	35
4	45:46	14.50	104	Felicity Wardlaw	35
3	45:46	14.50	104	Felicity Wardlaw	35
2	44:17	14.99	104	Felicity Wardlaw	35
1	48:49	13.59	104	Felicity Wardlaw	35

Place O'All Laps

Time Lap #

Time

Spd

Rider #

Rider Name

Age

1

6

Deon Revet SS


30 23:05:10

[illegible]



Male 40_44

Recent 50 Laps

Place	O'All	Laps	Time	Lap #	Time	Spd	Rider #	Rider Name	Age
2	11	26	22:28:19		26	54:30	12.18	18 Phil Welch	43
					25	56:14	11.80	18 Phil Welch	43
					24	55:01	12.06	18 Phil Welch	43
					23	57:13	11.60	18 Phil Welch	43
					22	59:23	11.17	18 Phil Welch	43
					21	1:03:31	10.45	18 Phil Welch	43
					20	1:02:28	10.62	18 Phil Welch	43
					19	1:03:49	10.40	18 Phil Welch	43
					18	55:09	12.03	18 Phil Welch	43
					17	58:18	11.38	18 Phil Welch	43
					16	55:03	12.05	18 Phil Welch	43
Project 63 (Phil Welch)					15	58:24	11.36	18 Phil Welch	43
					14	1:05:05	10.20	18 Phil Welch	43
					13	54:11	12.25	18 Phil Welch	43
					12	48:57	13.56	18 Phil Welch	43
					11	51:41	12.84	18 Phil Welch	43
					10	48:26	13.70	18 Phil Welch	43
					9	51:24	12.91	18 Phil Welch	43
					8	44:30	14.91	18 Phil Welch	43
					7	42:07	15.76	18 Phil Welch	43
					6	41:48	15.88	18 Phil Welch	43
					5	40:33	16.36	18 Phil Welch	43
					4	41:02	16.17	18 Phil Welch	43
					3	39:55	16.62	18 Phil Welch	43
					2	39:41	16.72	18 Phil Welch	43
					1	39:56	16.62	18 Phil Welch	43



Age



25	54:23	12.20	502	Chris Millman	43
24	52:06	12.74	502	Chris Millman	43
23	59:24	11.17	502	Chris Millman	43
22	54:22	12.21	502	Chris Millman	43
21	56:49	11.68	502	Chris Millman	43
20	1:06:24	9.99	502	Chris Millman	43
19	57:04	11.63	502	Chris Millman	43
18	1:02:07	10.68	502	Chris Millman	43
17	59:55	11.08	502	Chris Millman	43
16	1:00:44	10.93	502	Chris Millman	43
15	1:03:07	10.51	502	Chris Millman	43
14	55:13	12.02	502	Chris Millman	43
13	55:46	11.90	502	Chris Millman	43
12	51:24	12.91	502	Chris Millman	43
11	52:07	12.73	502	Chris Millman	43
10	52:25	12.66	502	Chris Millman	43
9	52:49	12.56	502	Chris Millman	43
8	50:44	13.08	502	Chris Millman	43
7	49:01	13.54	502	Chris Millman	43
6	50:25	13.16	502	Chris Millman	43
5	51:46	12.82	502	Chris Millman	43
4	48:08	13.79	502	Chris Millman	43
3	47:18	14.03	502	Chris Millman	43
2	45:57	14.44	502	Chris Millman	43
1	43:12	15.36	502	Chris Millman	43

Place O'All Laps

Time Lap #

Time

Spd

Rider #

Rider Name

Age

4

18

Matthew Nash

24 23:02:20



24	1:12:04	9.21	53	Matthew Nash	41
23	1:01:37	10.77	53	Matthew Nash	41
22	1:04:49	10.24	53	Matthew Nash	41
21	58:32	11.34	53	Matthew Nash	41
20	1:09:19	9.57	53	Matthew Nash	41
19	1:02:54	10.55	53	Matthew Nash	41
18	1:06:53	9.92	53	Matthew Nash	41
17	56:22	11.77	53	Matthew Nash	41
16	1:03:35	10.44	53	Matthew Nash	41
15	58:01	11.44	53	Matthew Nash	41
14	1:07:50	9.78	53	Matthew Nash	41
13	1:08:39	9.67	53	Matthew Nash	41
12	59:07	11.23	53	Matthew Nash	41
11	1:09:11	9.59	53	Matthew Nash	41
10	52:29	12.64	53	Matthew Nash	41
9	50:15	13.21	53	Matthew Nash	41
8	1:04:14	10.33	53	Matthew Nash	41
7	48:40	13.64	53	Matthew Nash	41
6	54:49	12.11	53	Matthew Nash	41
5	45:08	14.70	53	Matthew Nash	41
4	42:59	15.44	53	Matthew Nash	41
3	42:07	15.76	53	Matthew Nash	41
2	41:08	16.13	53	Matthew Nash	41
1	41:38	15.94	53	Matthew Nash	41



Age



22	1:02:39	10.59	14	Chris Becvarik SS	42
21	1:00:10	11.03	14	Chris Becvarik SS	42
20	1:01:28	10.80	14	Chris Becvarik SS	42
19	1:37:06	6.83	14	Chris Becvarik SS	42
18	1:06:11	10.03	14	Chris Becvarik SS	42
17	59:29	11.16	14	Chris Becvarik SS	42
16	1:07:23	9.85	14	Chris Becvarik SS	42
15	59:35	11.14	14	Chris Becvarik SS	42
14	1:36:58	6.84	14	Chris Becvarik SS	42
13	55:13	12.02	14	Chris Becvarik SS	42
12	1:06:16	10.01	14	Chris Becvarik SS	42
11	54:37	12.15	14	Chris Becvarik SS	42
10	57:44	11.49	14	Chris Becvarik SS	42
9	52:04	12.75	14	Chris Becvarik SS	42
8	1:14:24	8.92	14	Chris Becvarik SS	42
7	51:24	12.91	14	Chris Becvarik SS	42
6	55:09	12.03	14	Chris Becvarik SS	42
5	49:43	13.35	14	Chris Becvarik SS	42
4	50:45	13.08	14	Chris Becvarik SS	42
3	44:55	14.77	14	Chris Becvarik SS	42
2	46:15	14.35	14	Chris Becvarik SS	42
1	43:21	15.31	14	Chris Becvarik SS	42

Place	O'All	Laps
1	1	1
2	2	2
3	3	3
4	4	4
5	5	5
6	6	6
7	7	7
8	8	8
9	9	9
10	10	10
11	11	11
12	12	12
13	13	13
14	14	14
15	15	15
16	16	16
17	17	17
18	18	18
19	19	19
20	20	20
21	21	21
22	22	22
23	23	23
24	24	24
25	25	25
26	26	26
27	27	27
28	28	28
29	29	29
30	30	30
31	31	31
32	32	32
33	33	33
34	34	34
35	35	35
36	36	36
37	37	37
38	38	38
39	39	39
40	40	40
41	41	41
42	42	42
43	43	43
44	44	44
45	45	45
46	46	46
47	47	47
48	48	48
49	49	49
50	50	50
51	51	51
52	52	52
53	53	53
54	54	54
55	55	55
56	56	56
57	57	57
58	58	58
59	59	59
60	60	60
61	61	61
62	62	62
63	63	63
64	64	64
65	65	65
66	66	66
67	67	67
68	68	68
69	69	69
70	70	70
71	71	71
72	72	72
73	73	73
74	74	74
75	75	75
76	76	76
77	77	77
78	78	78
79	79	79
80	80	80
81	81	81
82	82	82
83	83	83
84	84	84
85	85	85
86	86	86
87	87	87
88	88	88
89	89	89
90	90	90
91	91	91
92	92	92
93	93	93
94	94	94
95	95	95
96	96	96
97	97	97
98	98	98
99	99	99
100	100	100

Time **Lap #**

Time

Spd

Rider #

Rider Name

Age

6

23

Corey Werfel

22 22:54:25

[illegible]



Age



20	1:12:20	9.17	32	Ivan Chan	44
19	1:10:08	9.46	32	Ivan Chan	44
18	57:17	11.58	32	Ivan Chan	44
17	53:49	12.33	32	Ivan Chan	44
16	3:09:17	3.51	32	Ivan Chan	44
15	1:41:41	6.53	32	Ivan Chan	44
14	1:17:24	8.57	32	Ivan Chan	44
13	1:13:45	9.00	32	Ivan Chan	44
12	1:03:49	10.40	32	Ivan Chan	44
11	1:05:39	10.11	32	Ivan Chan	44
10	1:03:05	10.52	32	Ivan Chan	44
9	56:42	11.70	32	Ivan Chan	44
8	1:24:55	7.81	32	Ivan Chan	44
7	56:22	11.77	32	Ivan Chan	44
6	51:25	12.91	32	Ivan Chan	44
5	52:00	12.76	32	Ivan Chan	44
4	49:49	13.32	32	Ivan Chan	44
3	49:02	13.53	32	Ivan Chan	44
2	47:46	13.89	32	Ivan Chan	44
1	46:32	14.26	32	Ivan Chan	44



Age



17	50:43	13.08	37	Jason Shepheard SS	40
16	54:52	12.09	37	Jason Shepheard SS	40
15	1:15:18	8.81	37	Jason Shepheard SS	40
14	57:41	11.50	37	Jason Shepheard SS	40
13	55:32	11.95	37	Jason Shepheard SS	40
12	6:24:05	1.73	37	Jason Shepheard SS	40
11	58:36	11.32	37	Jason Shepheard SS	40
10	1:06:18	10.01	37	Jason Shepheard SS	40
9	1:02:06	10.69	37	Jason Shepheard SS	40
8	2:04:32	5.33	37	Jason Shepheard SS	40
7	57:22	11.57	37	Jason Shepheard SS	40
6	1:18:42	8.43	37	Jason Shepheard SS	40
5	57:25	11.56	37	Jason Shepheard SS	40
4	56:08	11.82	37	Jason Shepheard SS	40
3	51:31	12.88	37	Jason Shepheard SS	40
2	46:54	14.15	37	Jason Shepheard SS	40
1	46:00	14.43	37	Jason Shepheard SS	40

Place O'All Laps

Time Lap #

Time

Spd

Rider #

Rider Name

Age

9

42

Clayton Locke


15 12:32:17

[illegible]



Male 40_44


Recent 50 Laps

Place	O'All	Laps	Time	Lap #	Time	Spd	Rider #	Rider Name	Age	
10	47	14	10:38:50		14	56:40	11.71	30	Michael Norman	44
					13	50:15	13.21	30	Michael Norman	44
					12	53:41	12.36	30	Michael Norman	44
					11	49:51	13.31	30	Michael Norman	44
					10	47:20	14.02	30	Michael Norman	44
					9	44:29	14.92	30	Michael Norman	44
					8	44:47	14.82	30	Michael Norman	44
					7	45:43	14.52	30	Michael Norman	44
					6	41:58	15.81	30	Michael Norman	44
					5	42:15	15.71	30	Michael Norman	44
					4	40:48	16.26	30	Michael Norman	44
					3	40:24	16.43	30	Michael Norman	44
					2	39:54	16.63	30	Michael Norman	44
					1	40:45	16.28	30	Michael Norman	44



Male 40_44

Recent 50 Laps

Place	O'All	Laps	Time	Lap #	Time	Spd	Rider #	Rider Name	Age	
11	54	10	7:35:52		10	52:35	12.62	21	Arran Pearson	40
					9	48:44	13.62	21	Arran Pearson	40
					8	50:46	13.07	21	Arran Pearson	40
					7	44:39	14.86	21	Arran Pearson	40
					6	42:57	15.45	21	Arran Pearson	40
					5	45:35	14.56	21	Arran Pearson	40
					4	42:50	15.49	21	Arran Pearson	40
					3	42:08	15.75	21	Arran Pearson	40
					2	42:56	15.46	21	Arran Pearson	40
					1	42:42	15.54	21	Arran Pearson	40
Arran Pearson										



Libby Adamson

[illegible]



Male 45_49

Recent 50 Laps

Place	O'All	Laps	Time	Lap #	Time	Spd	Rider #	Rider Name	Age
1	12	26	22:37:58		26	57:05	11.63	41 Tony Rowley	47
					25	52:21	12.68	41 Tony Rowley	47
					24	51:51	12.80	41 Tony Rowley	47
					23	53:21	12.44	41 Tony Rowley	47
					22	54:55	12.08	41 Tony Rowley	47
					21	57:57	11.45	41 Tony Rowley	47
					20	58:23	11.37	41 Tony Rowley	47
					19	1:00:48	10.91	41 Tony Rowley	47
					18	1:00:23	10.99	41 Tony Rowley	47
					17	1:03:05	10.52	41 Tony Rowley	47
					16	56:43	11.70	41 Tony Rowley	47
					15	53:57	12.30	41 Tony Rowley	47
Tony Rowley					14	57:35	11.52	41 Tony Rowley	47
					13	53:00	12.52	41 Tony Rowley	47
					12	55:40	11.92	41 Tony Rowley	47
					11	50:53	13.04	41 Tony Rowley	47
					10	50:24	13.17	41 Tony Rowley	47
					9	48:41	13.63	41 Tony Rowley	47
					8	47:25	14.00	41 Tony Rowley	47
					7	49:38	13.37	41 Tony Rowley	47
					6	47:45	13.90	41 Tony Rowley	47
					5	47:09	14.07	41 Tony Rowley	47
					4	44:30	14.91	41 Tony Rowley	47
					3	42:24	15.65	41 Tony Rowley	47
					2	41:34	15.96	41 Tony Rowley	47
					1	40:31	16.38	41 Tony Rowley	47

Place O'All Laps

Time Lap

Time

Spd

Rider #

Rider Name

Age

2

16

Scott Walker

24 22:44:42



24	1:13:09	9.07	27	Scott Walker	45
23	1:04:32	10.28	27	Scott Walker	45
22	1:04:59	10.21	27	Scott Walker	45
21	1:01:37	10.77	27	Scott Walker	45
20	1:04:10	10.34	27	Scott Walker	45
19	1:05:04	10.20	27	Scott Walker	45
18	1:22:22	8.06	27	Scott Walker	45
17	58:26	11.36	27	Scott Walker	45
16	1:04:48	10.24	27	Scott Walker	45
15	56:16	11.79	27	Scott Walker	45
14	58:03	11.43	27	Scott Walker	45
13	55:54	11.87	27	Scott Walker	45
12	55:01	12.06	27	Scott Walker	45
11	58:08	11.42	27	Scott Walker	45
10	58:17	11.39	27	Scott Walker	45
9	56:20	11.78	27	Scott Walker	45
8	50:14	13.21	27	Scott Walker	45
7	48:37	13.65	27	Scott Walker	45
6	46:49	14.17	27	Scott Walker	45
5	46:12	14.36	27	Scott Walker	45
4	46:46	14.19	27	Scott Walker	45
3	43:08	15.38	27	Scott Walker	45
2	42:51	15.49	27	Scott Walker	45
1	42:59	15.44	27	Scott Walker	45

Place O'All Laps

Time Lap #

Time

Spd

Rider #

Rider Name

Age

3

31

18 13:59:24




Anytime Fitness/Trek (Richard Peil SS)

[illegible]



Male 45_49

Recent 50 Laps

Place	O'All	Laps	Time	Lap #	Time	Spd	Rider #	Rider Name	Age	
4	40	16	22:45:13		16	1:23:50	7.92	54	Steve Eggleton	49
					15	1:05:54	10.07	54	Steve Eggleton	49
					14	1:04:24	10.30	54	Steve Eggleton	49
					13	57:26	11.55	54	Steve Eggleton	49
					12	6:45:44	1.64	54	Steve Eggleton	49
					11	1:25:27	7.77	54	Steve Eggleton	49
					10	59:16	11.20	54	Steve Eggleton	49
					9	1:00:43	10.93	54	Steve Eggleton	49
					8	1:10:29	9.41	54	Steve Eggleton	49
					7	1:33:18	7.11	54	Steve Eggleton	49
					6	53:58	12.30	54	Steve Eggleton	49
					5	55:51	11.88	54	Steve Eggleton	49
					4	52:30	12.64	54	Steve Eggleton	49
					3	54:43	12.13	54	Steve Eggleton	49
					2	52:16	12.70	54	Steve Eggleton	49
					1	49:24	13.43	54	Steve Eggleton	49
Steve Eggleton										

Place O'All Laps

Time **Lap #**

Time

Spd

Rider #

Rider Name

Age

5

56

9 7:57:03



Matt Denning

9	1:06:28	9.98	36	Matt Dening	46
8	1:05:24	10.15	36	Matt Dening	46
7	57:50	11.47	36	Matt Dening	46
6	54:53	12.09	36	Matt Dening	46
5	49:03	13.53	36	Matt Dening	46
4	46:28	14.28	36	Matt Dening	46
3	46:30	14.27	36	Matt Dening	46
2	45:01	14.74	36	Matt Dening	46
1	45:26	14.61	36	Matt Dening	46



Age



21	1:03:29	10.45	110	Wendy Stevenson	48
20	1:03:17	10.49	110	Wendy Stevenson	48
19	1:10:12	9.45	110	Wendy Stevenson	48
18	1:13:29	9.03	110	Wendy Stevenson	48
17	1:13:24	9.04	110	Wendy Stevenson	48
16	1:17:36	8.55	110	Wendy Stevenson	48
15	1:12:11	9.19	110	Wendy Stevenson	48
14	1:17:33	8.56	110	Wendy Stevenson	48
13	1:24:24	7.86	110	Wendy Stevenson	48
12	1:12:34	9.14	110	Wendy Stevenson	48
11	1:11:49	9.24	110	Wendy Stevenson	48
10	1:07:50	9.78	110	Wendy Stevenson	48
9	1:05:41	10.10	110	Wendy Stevenson	48
8	1:08:04	9.75	110	Wendy Stevenson	48
7	1:00:11	11.03	110	Wendy Stevenson	48
6	56:32	11.74	110	Wendy Stevenson	48
5	55:37	11.93	110	Wendy Stevenson	48
4	52:43	12.59	110	Wendy Stevenson	48
3	51:23	12.91	110	Wendy Stevenson	48
2	50:45	13.08	110	Wendy Stevenson	48
1	52:46	12.58	110	Wendy Stevenson	48

Place	O'All	Laps	Time	Lap #	Time	Spd	Rider #	Rider Name	Age
-------	-------	------	------	-------	------	-----	---------	------------	-----

1

9

Garry James

27 21:55:37

[illegible]

Place O'All Laps

Time Lap #

Time

Spd

Rider #

Rider Name

Age

2

19

James Eldridge

24 23:02:33




24	1:02:56	10.54	55	James Eldridge	51
23	59:59	11.06	55	James Eldridge	51
22	1:19:52	8.31	55	James Eldridge	51
21	1:05:04	10.20	55	James Eldridge	51
20	1:07:29	9.83	55	James Eldridge	51
19	1:42:18	6.49	55	James Eldridge	51
18	1:10:20	9.44	55	James Eldridge	51
17	1:15:55	8.74	55	James Eldridge	51
16	1:03:34	10.44	55	James Eldridge	51
15	59:51	11.09	55	James Eldridge	51
14	1:00:48	10.91	55	James Eldridge	51
13	54:13	12.24	55	James Eldridge	51
12	50:55	13.03	55	James Eldridge	51
11	50:51	13.05	55	James Eldridge	51
10	50:29	13.14	55	James Eldridge	51
9	53:49	12.33	55	James Eldridge	51
8	52:22	12.67	55	James Eldridge	51
7	45:01	14.74	55	James Eldridge	51
6	44:13	15.01	55	James Eldridge	51
5	43:04	15.41	55	James Eldridge	51
4	44:36	14.88	55	James Eldridge	51
3	42:50	15.49	55	James Eldridge	51
2	40:57	16.21	55	James Eldridge	51
1	41:07	16.14	55	James Eldridge	51



Male 50_54

Recent 50 Laps

Place	O'All	Laps	Time	Lap #	Time	Spd	Rider #	Rider Name	Age	
3	27	19	22:05:00		19	53:43	12.35	19	Peter Selkrig	50
					18	5:46:49	1.91	19	Peter Selkrig	50
					17	1:02:32	10.61	19	Peter Selkrig	50
					16	1:00:49	10.91	19	Peter Selkrig	50
					15	1:02:21	10.64	19	Peter Selkrig	50
					14	59:54	11.08	19	Peter Selkrig	50
					13	1:02:38	10.59	19	Peter Selkrig	50
					12	1:01:44	10.75	19	Peter Selkrig	50
					11	58:16	11.39	19	Peter Selkrig	50
					10	1:05:26	10.14	19	Peter Selkrig	50
					9	52:27	12.65	19	Peter Selkrig	50
					8	53:07	12.49	19	Peter Selkrig	50
					7	51:52	12.79	19	Peter Selkrig	50
					6	50:05	13.25	19	Peter Selkrig	50
					5	49:35	13.38	19	Peter Selkrig	50
					4	45:24	14.62	19	Peter Selkrig	50
					3	43:01	15.43	19	Peter Selkrig	50
					2	43:15	15.34	19	Peter Selkrig	50
					1	42:02	15.79	19	Peter Selkrig	50
Peter Selkrig										



Age




19	1:06:57	9.91	25	Stephen Evans	50
18	1:08:28	9.69	25	Stephen Evans	50
17	1:33:29	7.10	25	Stephen Evans	50
16	1:20:19	8.26	25	Stephen Evans	50
15	1:28:30	7.50	25	Stephen Evans	50
14	1:14:30	8.91	25	Stephen Evans	50
13	1:43:34	6.41	25	Stephen Evans	50
12	1:10:53	9.36	25	Stephen Evans	50
11	1:09:53	9.50	25	Stephen Evans	50
10	1:32:58	7.14	25	Stephen Evans	50
9	1:04:18	10.32	25	Stephen Evans	50
8	1:09:30	9.55	25	Stephen Evans	50
7	1:24:28	7.86	25	Stephen Evans	50
6	59:49	11.09	25	Stephen Evans	50
5	59:20	11.18	25	Stephen Evans	50
4	55:48	11.89	25	Stephen Evans	50
3	55:57	11.86	25	Stephen Evans	50
2	52:27	12.65	25	Stephen Evans	50
1	52:32	12.63	25	Stephen Evans	50



Male 50_54

Recent 50 Laps

Place	O'All	Laps	Time	Lap #	Time	Spd	Rider #	Rider Name	Age	
5	33	18	22:39:00		18	1:10:56	9.36	13	Geoff Moon	50
					17	1:08:55	9.63	13	Geoff Moon	50
					16	2:23:40	4.62	13	Geoff Moon	50
					15	1:26:50	7.64	13	Geoff Moon	50
					14	1:46:14	6.25	13	Geoff Moon	50
					13	1:22:54	8.00	13	Geoff Moon	50
					12	1:24:50	7.82	13	Geoff Moon	50
					11	1:42:01	6.50	13	Geoff Moon	50
					10	1:11:37	9.27	13	Geoff Moon	50
					9	1:09:30	9.55	13	Geoff Moon	50
					8	1:13:27	9.03	13	Geoff Moon	50
					7	1:03:59	10.37	13	Geoff Moon	50
					6	58:42	11.30	13	Geoff Moon	50
					5	55:34	11.94	13	Geoff Moon	50
					4	59:02	11.24	13	Geoff Moon	50
					3	55:26	11.97	13	Geoff Moon	50
					2	52:53	12.55	13	Geoff Moon	50
					1	52:30	12.64	13	Geoff Moon	50
Geoff Moon										



Age



17	1:13:01	9.09	33	Neil Dall	54
16	55:33	11.95	33	Neil Dall	54
15	57:40	11.51	33	Neil Dall	54
14	1:04:58	10.21	33	Neil Dall	54
13	1:00:33	10.96	33	Neil Dall	54
12	57:43	11.50	33	Neil Dall	54
11	1:00:57	10.89	33	Neil Dall	54
10	52:06	12.74	33	Neil Dall	54
9	53:17	12.45	33	Neil Dall	54
8	57:56	11.45	33	Neil Dall	54
7	49:57	13.29	33	Neil Dall	54
6	47:44	13.90	33	Neil Dall	54
5	45:35	14.56	33	Neil Dall	54
4	46:20	14.32	33	Neil Dall	54
3	44:00	15.08	33	Neil Dall	54
2	42:49	15.50	33	Neil Dall	54
1	42:58	15.44	33	Neil Dall	54



Age

1



17	40:01	16.58	211	Jon Odams	30
16	39:09	16.95	211	Jon Odams	30
15	38:26	17.27	211	Jon Odams	30
14	37:17	17.80	211	Jon Odams	30
13	36:51	18.01	211	Jon Odams	30
12	36:09	18.36	211	Jon Odams	30
11	12:35:16	0.88	211	Jon Odams	30
10	39:59	16.60	211	Jon Odams	30
9	40:24	16.43	211	Jon Odams	30
8	39:11	16.94	211	Jon Odams	30
7	39:25	16.84	211	Jon Odams	30
6	38:31	17.23	211	Jon Odams	30
5	38:32	17.22	211	Jon Odams	30
4	37:15	17.81	211	Jon Odams	30
3	37:03	17.91	211	Jon Odams	30
2	36:54	17.98	211	Jon Odams	30
1	43:50	15.14	211	Jon Odams	30



Age

2

16 22:33:23

[illegible]



Age

3

[illegible]



4

Alex Ramsey

15 22:44:05

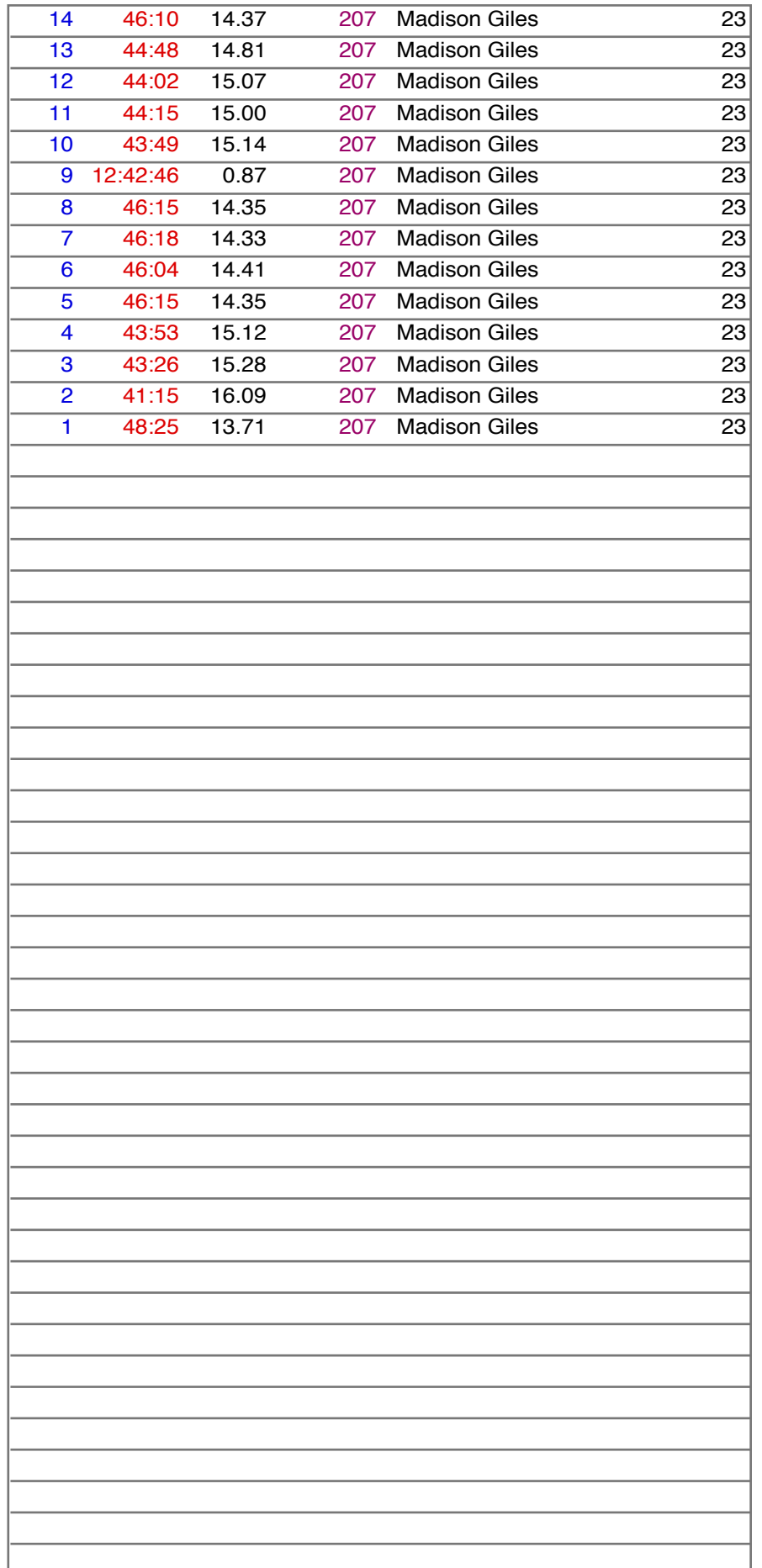
[illegible]



Age

5

14 22:27:41

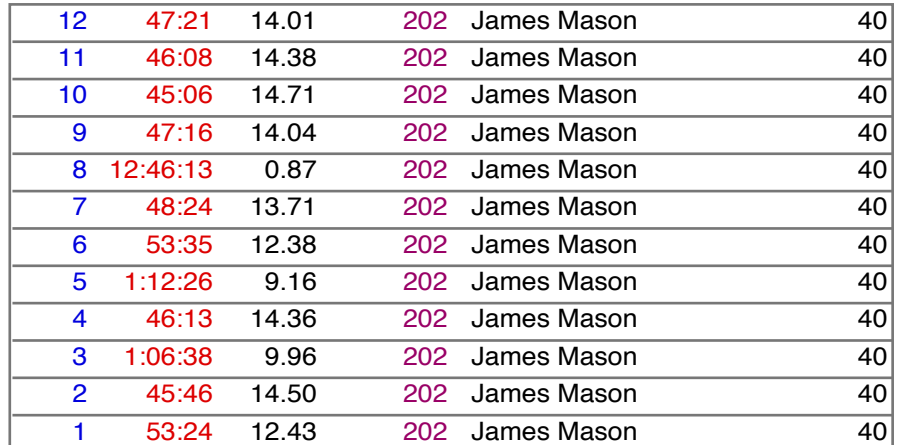




Age

6


12 22:18:30





Male 6+6 Open

Recent 50 Laps

Place	O'All	Laps	Time	Lap #	Time	Spd	Rider #	Rider Name	Age	
7	7	12	22:27:37		12	48:58	13.55	217	Michael Dunbar	35
					11	48:45	13.61	217	Michael Dunbar	35
					10	47:06	14.09	217	Michael Dunbar	35
					9	46:30	14.27	217	Michael Dunbar	35
					8	12:44:55	0.87	217	Michael Dunbar	35
					7	51:08	12.98	217	Michael Dunbar	35
					6	49:59	13.28	217	Michael Dunbar	35
					5	47:51	13.87	217	Michael Dunbar	35
					4	45:02	14.74	217	Michael Dunbar	35
					3	1:44:08	6.37	217	Michael Dunbar	35
					2	42:03	15.78	217	Michael Dunbar	35
					1	51:12	12.96	217	Michael Dunbar	35
					Michael Dunbar					



Age



12	56:11	11.81	212	Craig Iverach	44
11	46:25	14.30	212	Craig Iverach	44
10	43:32	15.24	212	Craig Iverach	44
9	44:44	14.83	212	Craig Iverach	44
8	12:40:34	0.87	212	Craig Iverach	44
7	1:09:15	9.58	212	Craig Iverach	44
6	1:01:12	10.84	212	Craig Iverach	44
5	58:03	11.43	212	Craig Iverach	44
4	53:02	12.51	212	Craig Iverach	44
3	51:39	12.85	212	Craig Iverach	44
2	49:39	13.37	212	Craig Iverach	44
1	57:44	11.49	212	Craig Iverach	44



Age



12	1:01:51	10.73	206	Andrew Chamberlain	42
11	1:00:01	11.06	206	Andrew Chamberlain	42
10	55:53	11.87	206	Andrew Chamberlain	42
9	12:53:50	0.86	206	Andrew Chamberlain	42
8	1:09:09	9.60	206	Andrew Chamberlain	42
7	1:01:08	10.85	206	Andrew Chamberlain	42
6	45:46	14.50	206	Andrew Chamberlain	42
5	44:44	14.83	206	Andrew Chamberlain	42
4	44:47	14.82	206	Andrew Chamberlain	42
3	42:14	15.71	206	Andrew Chamberlain	42
2	42:00	15.80	206	Andrew Chamberlain	42
1	50:44	13.08	206	Andrew Chamberlain	42



Age



12	54:50	12.10	209	Tim Christie	46
11	54:02	12.28	209	Tim Christie	46
10	50:27	13.15	209	Tim Christie	46
9	49:19	13.46	209	Tim Christie	46
8	12:48:02	0.86	209	Tim Christie	46
7	59:58	11.07	209	Tim Christie	46
6	56:09	11.82	209	Tim Christie	46
5	1:00:00	11.06	209	Tim Christie	46
4	53:32	12.40	209	Tim Christie	46
3	49:15	13.47	209	Tim Christie	46
2	48:12	13.77	209	Tim Christie	46
1	53:42	12.36	209	Tim Christie	46



Age

Clinton Leong

[illegible]



Age




11	1:02:17	10.65	218	Sean Baker	38
10	1:09:50	9.50	218	Sean Baker	38
9	12:51:39	0.86	218	Sean Baker	38
8	48:27	13.70	218	Sean Baker	38
7	46:48	14.18	218	Sean Baker	38
6	45:43	14.52	218	Sean Baker	38
5	44:33	14.90	218	Sean Baker	38
4	41:22	16.04	218	Sean Baker	38
3	40:15	16.49	218	Sean Baker	38
2	47:44	13.90	218	Sean Baker	38
1	47:01	14.11	218	Sean Baker	38



Male 6+6 Open

Recent 50 Laps

Place	O'All	Laps	Time	Lap #	Time	Spd	Rider #	Rider Name	Age	
13	14	11	22:29:59		11	49:49	13.32	503	Hagen Ganahl	38
					10	54:06	12.27	503	Hagen Ganahl	38
					9	48:48	13.60	503	Hagen Ganahl	38
					8	48:48	13.60	503	Hagen Ganahl	38
					7	14:13:06	0.78	503	Hagen Ganahl	38
					6	56:11	11.81	503	Hagen Ganahl	38
					5	50:03	13.26	503	Hagen Ganahl	38
					4	47:41	13.92	503	Hagen Ganahl	38
					3	45:16	14.66	503	Hagen Ganahl	38
					2	44:12	15.01	503	Hagen Ganahl	38
					1	51:59	12.77	503	Hagen Ganahl	38
Hagen Ganahl										



Age



11	39:52	16.65	210	Grantley Butterfield	36
10	39:25	16.84	210	Grantley Butterfield	36
9	37:48	17.56	210	Grantley Butterfield	36
8	37:54	17.51	210	Grantley Butterfield	36
7	16:06:00	0.69	210	Grantley Butterfield	36
6	52:11	12.72	210	Grantley Butterfield	36
5	42:10	15.74	210	Grantley Butterfield	36
4	39:15	16.91	210	Grantley Butterfield	36
3	38:04	17.43	210	Grantley Butterfield	36
2	38:04	17.43	210	Grantley Butterfield	36
1	45:28	14.60	210	Grantley Butterfield	36



Age



10	55:02	12.06	215	Marko Sibila	51
9	48:30	13.68	215	Marko Sibila	51
8	50:55	13.03	215	Marko Sibila	51
7	13:38:24	0.81	215	Marko Sibila	51
6	55:42	11.91	215	Marko Sibila	51
5	1:35:48	6.93	215	Marko Sibila	51
4	51:38	12.85	215	Marko Sibila	51
3	51:53	12.79	215	Marko Sibila	51
2	48:57	13.56	215	Marko Sibila	51
1	54:51	12.10	215	Marko Sibila	51



Age



8	1:11:28	9.29	216	Fil Giles	68
7	1:09:05	9.61	216	Fil Giles	68
6	14:20:09	0.77	216	Fil Giles	68
5	1:00:29	10.97	216	Fil Giles	68
4	1:10:41	9.39	216	Fil Giles	68
3	1:04:32	10.28	216	Fil Giles	68
2	1:03:38	10.43	216	Fil Giles	68
1	1:10:43	9.38	216	Fil Giles	68



Age



7	49:19	13.46	506	John Henderson	52
6	43:29	15.26	506	John Henderson	52
5	39:54	16.63	506	John Henderson	52
4	38:39	17.17	506	John Henderson	52
3	39:09	16.95	506	John Henderson	52
2	37:05	17.89	506	John Henderson	52
1	45:03	14.73	506	John Henderson	52



Age



Martin Wisata

[illegible]



Age



7	57:19	11.58	205	Alexander Austin	37
6	52:23	12.67	205	Alexander Austin	37
5	17:29:05	0.63	205	Alexander Austin	37
4	1:00:02	11.05	205	Alexander Austin	37
3	53:45	12.35	205	Alexander Austin	37
2	51:54	12.79	205	Alexander Austin	37
1	57:49	11.48	205	Alexander Austin	37



Age



4	1:45:42	6.28	221	Geoff Pollard	30
3	1:33:11	7.12	221	Geoff Pollard	30
2	53:53	12.32	221	Geoff Pollard	30
1	56:53	11.67	221	Geoff Pollard	30



1

14 22:33:59





2

14 22:57:00





Age



13	49:37	13.37	302	Merryl King	42
12	47:56	13.84	302	Merryl King	42
11	48:57	13.56	302	Merryl King	42
10	46:51	14.16	302	Merryl King	42
9	12:47:37	0.86	302	Merryl King	42
8	47:57	13.84	302	Merryl King	42
7	50:30	13.14	302	Merryl King	42
6	46:06	14.39	302	Merryl King	42
5	47:55	13.85	302	Merryl King	42
4	45:53	14.46	302	Merryl King	42
3	46:51	14.16	302	Merryl King	42
2	44:53	14.78	302	Merryl King	42
1	52:26	12.66	302	Merryl King	42



Age



13	58:11	11.41	501	Sophie Clement	35
12	53:46	12.34	501	Sophie Clement	35
11	50:43	13.08	501	Sophie Clement	35
10	47:50	13.87	501	Sophie Clement	35
9	48:30	13.68	501	Sophie Clement	35
8	12:48:27	0.86	501	Sophie Clement	35
7	51:21	12.92	501	Sophie Clement	35
6	50:35	13.12	501	Sophie Clement	35
5	49:55	13.29	501	Sophie Clement	35
4	50:24	13.17	501	Sophie Clement	35
3	53:44	12.35	501	Sophie Clement	35
2	49:19	13.46	501	Sophie Clement	35
1	54:44	12.12	501	Sophie Clement	35



Age

5



12	57:19	11.58	303	Rachel Jacka	29
11	58:09	11.41	303	Rachel Jacka	29
10	55:02	12.06	303	Rachel Jacka	29
9	52:49	12.56	303	Rachel Jacka	29
8	13:02:22	0.85	303	Rachel Jacka	29
7	58:19	11.38	303	Rachel Jacka	29
6	57:07	11.62	303	Rachel Jacka	29
5	50:49	13.06	303	Rachel Jacka	29
4	53:49	12.33	303	Rachel Jacka	29
3	49:32	13.40	303	Rachel Jacka	29
2	48:49	13.59	303	Rachel Jacka	29
1	55:11	12.03	303	Rachel Jacka	29



Age



11	1:01:41	10.76	306	Belinda Chamberlain	37
10	1:00:09	11.03	306	Belinda Chamberlain	37
9	55:57	11.86	306	Belinda Chamberlain	37
8	12:53:46	0.86	306	Belinda Chamberlain	37
7	1:09:15	9.58	306	Belinda Chamberlain	37
6	1:01:04	10.87	306	Belinda Chamberlain	37
5	57:54	11.46	306	Belinda Chamberlain	37
4	53:10	12.48	306	Belinda Chamberlain	37
3	51:41	12.84	306	Belinda Chamberlain	37
2	49:38	13.37	306	Belinda Chamberlain	37
1	57:48	11.48	306	Belinda Chamberlain	37



Age

10

Joshua Higson

[illegible]



Age

