




# 2013 Tour de Timor, Individual by Overall

Series Placings use cumulative time from all races, including bonus and penalty times

## Category Placings

60 Riders in Series



| Pl.                                    | Time     | Rider                          | Stage 1  |         | Stage 2  |         | Stage 3  |         | Stage 4  |         | Pl. | Time |
|--|----------|--------------------------------|----------|---------|----------|---------|----------|---------|----------|---------|-----|------|
|  |          |                                | 2 Sep 13 |         | 3 Sep 13 |         | 4 Sep 13 |         | 5 Sep 13 |         |     |      |
|  |          |                                | Pl.      | Time    | Pl.      | Time    | Pl.      | Time    | Pl.      | Time    | Pl. | Time |
| <b>Overall : 60 Riders in Category</b> |          |                                |          |         |          |         |          |         |          |         |     |      |
| 1                                      | 15:10:53 | 1 Shahrin Bin Amir             | 1        | 4:26:44 | 2        | 2:48:38 | 4        | 4:22:51 | 2        | 3:32:40 |     |      |
| 2                                      | +18:40   | 2 Adam Cobain                  | 8        | 4:51:34 | 1        | 2:48:35 | 6        | 4:24:01 | 1        | 3:25:23 |     |      |
| 3                                      | +25:05   | 188 Muhamad Raihaan ABD Aziz   | 3        | 4:26:47 | 8        | 3:14:11 | 1        | 4:22:18 | 3        | 3:32:42 |     |      |
| 4                                      | +30:26   | 189 Mohd Shafari Bin Abd Malik | 2        | 4:26:46 | 3        | 2:52:35 | 5        | 4:23:27 | 8        | 3:58:31 |     |      |
| 5                                      | +35:41   | 4 Jacinto Da Costa             | 6        | 4:41:19 | 4        | 2:56:22 | 7        | 4:24:16 | 5        | 3:44:37 |     |      |
| 6                                      | +1:03:56 | 86 Antonio Martins             | 4        | 4:34:34 | 5        | 3:02:07 | 9        | 4:50:46 | 7        | 3:47:22 |     |      |
| 7                                      | +1:20:56 | 3 Orlando Da Costa             | 10       | 5:18:29 | 7        | 3:06:07 | 8        | 4:24:17 | 4        | 3:42:56 |     |      |
| 8                                      | +1:21:32 | 191 Mohd Halfiz bin Rozli      | 7        | 4:42:31 | 9        | 3:14:12 | 2        | 4:22:30 | 10       | 4:13:12 |     |      |
| 9                                      | +2:04:30 | 33 Chris Hellman               | 22       | 5:38:04 | 6        | 3:05:15 | 3        | 4:22:44 | 9        | 4:09:20 |     |      |
| 10                                     | +2:23:26 | 65 Alvin Lim                   | 5        | 4:39:13 | 10       | 3:15:26 | 17       | 5:21:46 | 12       | 4:17:54 |     |      |
| 11                                     | +2:54:20 | 87 Jose Almeida Araujo         | 20       | 5:37:49 | 12       | 3:33:28 | 10       | 5:06:41 | 6        | 3:47:15 |     |      |
| 12                                     | +3:29:40 | 100 Pedro Figueiredo           | 11       | 5:18:31 | 11       | 3:30:57 | 13       | 5:18:27 | 14       | 4:32:38 |     |      |
| 13                                     | +3:51:07 | 67 Aderito Rosario Soares      | 18       | 5:37:29 | 13       | 3:34:22 | 11       | 5:17:10 | 15       | 4:32:59 |     |      |
| 14                                     | +4:09:47 | 32 Brynley Abad                | 13       | 5:29:24 | 14       | 3:35:05 | 15       | 5:18:49 | 23       | 4:57:22 |     |      |
| 15                                     | +4:20:50 | 97 Ivan Jose De Araujo         | 27       | 5:49:57 | 18       | 3:47:32 | 19       | 5:26:43 | 13       | 4:27:31 |     |      |
| 16                                     | +4:24:25 | 38 David Lyons                 | 16       | 5:34:09 | 15       | 3:40:46 | 18       | 5:24:45 | 21       | 4:55:38 |     |      |
| 17                                     | +4:27:01 | 37 Jens Birchall               | 15       | 5:30:10 | 21       | 3:52:30 | 14       | 5:18:35 | 22       | 4:56:39 |     |      |
| 18                                     | +4:35:07 | 95 David Da S. Gonçalves       | 25       | 5:46:01 | 23       | 3:57:38 | 20       | 5:27:17 | 16       | 4:35:04 |     |      |
| 19                                     | +4:47:28 | 98 Nuno Delicado               | 12       | 5:28:09 | 17       | 3:43:52 | 26       | 5:54:18 | 20       | 4:52:02 |     |      |
| 20                                     | +5:04:17 | 45 Andrew Tabain               | 14       | 5:29:28 | 20       | 3:49:25 | 16       | 5:21:38 | 33       | 5:34:39 |     |      |
| 21                                     | +5:28:28 | 44 Cameron McDougall           | 21       | 5:37:56 | 25       | 4:01:55 | 22       | 5:46:20 | 27       | 5:13:10 |     |      |
| 22                                     | +5:43:45 | 113 Henrique Horta Dato        | 26       | 5:48:42 | 42       | 4:55:07 | 21       | 5:27:18 | 17       | 4:43:31 |     |      |
| 23                                     | +5:44:27 | 11 Francellina Cabral          | 19       | 5:37:36 | 26       | 4:04:38 | 23       | 5:47:54 | 30       | 5:25:12 |     |      |

































# 2013 Tour de Timor, Individual by Overall

Series Placings use cumulative time from all races, including bonus and penalty times

## Category Placings

60 Riders in Series



|     |           |   |                                  | Stage 1  | Stage 2   | Stage 3   | Stage 4   |   |         |     |         |     |      |
|-----|-----------|---|----------------------------------|--|---|---|---|---|---------|-----|---------|-----|------|
|     |           |   |                                  |  |  |  |  |  |         |     |         |     |      |
|     |           |   |                                  | 2 Sep 13   | 3 Sep 13  | 4 Sep 13  | 5 Sep 13  |   |         |     |         |     |      |
| Pl. | Time      |   | Rider                            | Pl.  | Time  | Pl.   | Time  | Pl.   | Time    | Pl. | Time    | Pl. | Time |
| 24  | +6:15:08  |    | 12 Susan Marx                    | 23   | 5:42:30   | 31  | 4:26:38   | 32  | 6:11:53 | 24  | 5:05:00 |     |      |
| 25  | +6:15:31  |    | 48 Christopher Serjak            | 24   | 5:42:33   | 30  | 4:25:29   | 33  | 6:13:20 | 25  | 5:05:02 |     |      |
| 26  | +6:37:24  |    | 61 Eddy Yusman Hedar             | 33   | 6:36:31   | 24  | 4:00:07   | 30  | 6:06:33 | 26  | 5:05:06 |     |      |
| 27  | +7:07:30  |    | 58 Dylan Birchall                | 47   | 7:45:41   | 22  | 3:52:31   | 12  | 5:17:45 | 29  | 5:22:26 |     |      |
| 28  | +7:30:05  |    | 99 Carlos Da. S. Godinho         | 42   | 7:12:00   | 35  | 4:45:33   | 29  | 5:59:47 | 18  | 4:43:38 |     |      |
| 29  | +7:33:40  |    | 49 Chris Manson                  | 35   | 6:38:26   | 29  | 4:24:59   | 25  | 5:48:41 | 36  | 5:52:27 |     |      |
| 30  | +7:48:38  |    | 64 Kenneth Koh                   | 32   | 6:26:56   | 27  | 4:22:10   | 35  | 6:25:37 | 35  | 5:44:48 |     |      |
| 31  | +8:24:47  |    | 31 Stephen Malloch               | 38   | 7:00:49   | 28  | 4:24:27   | 37  | 6:36:01 | 32  | 5:34:23 |     |      |
| 32  | +8:31:16  |    | 71 Mariano De Deus               | 30   | 6:13:37   | 19  | 3:47:44   | DNF   | 9:26:55 | 11  | 4:13:53 |     |      |
| 33  | +8:34:16  |    | 63 Laura Llong                   | 31   | 6:26:52   | 36  | 4:45:58   | 36  | 6:30:54 | 38  | 6:01:25 |     |      |
| 34  | +8:34:23  |    | 59 Naomi Francis                 | 36   | 6:55:55   | 34  | 4:43:00   | 27  | 5:55:55 | 40  | 6:10:26 |     |      |
| 35  | +8:38:51  |    | 54 Bernadino Machado             | 34   | 6:38:23   | 37  | 4:49:54   | 34  | 6:19:22 | 39  | 6:02:05 |     |      |
| 36  | +8:44:52  |    | 47 Christopher Sheahan           | 48   | 7:45:42   | 33  | 4:37:40   | 31  | 6:09:58 | 28  | 5:22:25 |     |      |
| 37  | +9:54:06  |   | 176 Leonel Da Silva Gonsalves    | 28   | 5:51:12   | DNF   | 6:51:24   | 48  | 7:38:44 | 19  | 4:43:39 |     |      |
| 38  | +9:59:32  |  | 193 Julio Da Costa               | 43   | 7:12:08   | 46  | 5:10:46   | 43  | 7:09:39 | 34  | 5:37:52 |     |      |
| 39  | +10:02:06 |  | 96 Noe Amaral Vong               | DNF  | 9:04:41   | 41  | 4:55:07   | 24  | 5:47:55 | 31  | 5:25:16 |     |      |
| 40  | +10:48:33 |  | 36 Daniel O'Brien                | 40   | 7:05:57   | 44  | 5:08:28   | 39  | 7:02:19 | 42  | 6:42:42 |     |      |
| 41  | +10:53:57 |  | 192 Zoe Radford                  | 39   | 7:05:18   | 45  | 5:08:37   | 42  | 7:05:51 | 44  | 6:45:04 |     |      |
| 42  | +11:04:17 |  | 173 Moises Ribeiro de D. do Rego | 45   | 7:39:52   | 40  | 4:55:07   | 38  | 6:56:57 | 43  | 6:43:14 |     |      |
| 43  | +11:33:52 |  | 178 Querobin Anato Morato M.     | DNF  | 9:04:41   | 53  | 5:41:04   | 28  | 5:59:15 | 37  | 5:59:45 |     |      |
| 44  | +11:46:20 |  | 46 Adam McCormic                 | 17   | 5:37:24   | 39  | 4:52:10   | DNF   | 9:26:55 | 48  | 7:00:44 |     |      |
| 45  | +11:55:15 |  | 43 David Dennis                  | 9  | 4:55:18   | 16  | 3:43:05   | DNF   | 9:26:55 | DNF | 9:00:50 |     |      |
| 46  | +12:17:14 |  | 39 Nickola Hoffman               | 44   | 7:28:55   | 38  | 4:50:20   | 54  | 8:26:54 | 41  | 6:41:58 |     |      |
| 47  | +12:20:27 |  | 91 Luis Portugal De Bivar        | 29   | 6:06:27   | 32  | 4:33:23   | 50  | 7:50:40 | DNF | 9:00:50 |     |      |
| 48  | +12:32:36 |  | 101 Martin Canter                | 52   | 8:04:41   | 51  | 5:32:26   | 41  | 7:05:50 | 47  | 7:00:32 |     |      |





















## 2013 Tour de Timor, Individual by Overall

Series Placings use cumulative time from all races, including bonus and penalty times

### Category Placings

60 Riders in Series



|     |           |   | Stage 1  | Stage 2   | Stage 3   | Stage 4   |   |          |
|-----|-----------|---|--|---|---|---|---|----------|
|     |           |   |  |  |  |  |  |          |
|     |           |   | 2 Sep 13   | 3 Sep 13  | 4 Sep 13  | 5 Sep 13  |   |          |
| Pl. | Time      | Rider   | Pl. Time   | Pl. Time  | Pl. Time  | Pl. Time  | Pl. Time  | Pl. Time |
| 49  | +12:45:50 |  35 <b>Wokky Thojaya</b>               | 49 7:48:03   | 48 5:25:39  | 46 7:36:51  | 49 7:06:10  |   |          |
| 50  | +12:46:50 |  172 <b>Adriano Barbosa S. Cruz</b>    | 46 7:44:07   | 43 5:05:56  | 52 8:18:28  | 45 6:49:12  |   |          |
| 51  | +12:50:26 |  82 <b>Fátima da Costa</b>             | 41 7:11:51   | DNF 6:51:24   | 40 7:05:47  | 46 6:52:17  |   |          |
| 52  | +13:59:19 |  42 <b>Mathew Jong</b>                 | 37 6:57:12   | 54 5:47:20  | 53 8:26:53  | 52 7:58:47  |   |          |
| 53  | +14:32:13 |  60 <b>Chomarul Zaman</b>              | DNF 9:04:41  | 50 5:30:57  | 49 7:50:28  | 51 7:17:00  |   |          |
| 54  | +14:58:39 |  40 <b>Karsten Horne</b>               | 50 7:50:43   | 56 5:51:24  | 55 8:26:55  | 53 8:00:30  |   |          |
| 55  | +15:08:02 |  50 <b>Chong Kim (John) Hua</b>        | DNF 9:04:41  | 52 5:37:40  | 45 7:35:44  | 54 8:00:50  |   |          |
| 56  | +15:20:20 |  114 <b>Sabiniano Do Carme Andrade</b> | DNF 9:04:41  | 47 5:13:27  | 44 7:12:15  | DNF 9:00:50   |   |          |
| 57  | +15:28:15 |  34 <b>Michael Andersen</b>            | DNF 9:04:41  | DNF 6:51:24   | 47 7:36:52  | 50 7:06:11  |   |          |
| 58  | +16:41:05 |  41 <b>Marissa Frew</b>                | 51 7:54:38   | 49 5:29:35  | DNF 9:26:55   | DNF 9:00:50   |   |          |
| 59  | +16:59:46 |  62 <b>Martha Mei Lee</b>              | DNF 9:04:41  | 55 5:48:22  | 51 8:16:46  | DNF 9:00:50   |   |          |
| DNF | +19:12:57 |  160 <b>João Barros</b>                | DNF 9:04:41  | DNF 6:51:24   | DNF 9:26:55   | DNF 9:00:50   |   |          |